



2 WHEEL

PROFESSIONAL TIRE GUIDE

2022



SUMMARY

WHY CHOOSE THE MICHELIN BRAND?	4	INNOVATION	10
ORIGINAL EQUIPMENT	6	TECHNOLOGIES	12
125 YEARS OF HISTORY	8		

TRACK

INTRODUCTION	16	SPEED & ENDURANCE	
COMPETITION INVOLVEMENT	18	MICHELIN POWER PERFORMANCE SLICK	22
ADVICE	20	MICHELIN POWER PERFORMANCE CUP	23
		MICHELIN POWER PERFORMANCE 24	24
		MICHELIN POWER RAIN	25
		MICHELIN POWER SLICK 2	26
		MICHELIN POWER CUP ²	28

SPORT & ROAD

INTRODUCTION	36	SPORT TOURING	50
HYPERSPORT	42	MICHELIN ROAD 6 NEW	52
MICHELIN POWER CUP ²	44	MICHELIN ROAD 5	54
MICHELIN POWER GP	45	MICHELIN ROAD 4	55
MICHELIN POWER 5	46	MICHELIN ROAD 3	56
MICHELIN PILOT POWER 3	48	MICHELIN STREET RADIAL	56
MICHELIN PILOT POWER 2CT	48	SPORT TOURING GT	
		MICHELIN ROAD 6 GT NEW	58
		MICHELIN ROAD 4 GT	59

OFF-ROAD

INTRODUCTION	82	MOTOCROSS JUNIOR	
COMPETITION INVOLVEMENT	84	MICHELIN STARCROSS 5 MINI	102
MOTOCROSS	88	MICHELIN STARCROSS 5 SOFT	103
MICHELIN STARCROSS 6 SAND NEW	92	MICHELIN STARCROSS 5 MEDIUM	103
MICHELIN STARCROSS 6 MUD NEW	93	ENDURO	104
MICHELIN STARCROSS 6 MEDIUM SOFT NEW	94	FIM	106
MICHELIN STARCROSS 6 MEDIUM HARD NEW	96	MICHELIN ENDURO XTREM	108
MICHELIN STARCROSS 6 HARD NEW	98	MICHELIN ENDURO MEDIUM	109
MICHELIN STARCROSS 5 SAND	100	MICHELIN ENDURO HARD	110
MICHELIN STARCROSS 5 SOFT	100	LEISURE	112
MICHELIN STARCROSS 5 MEDIUM	101	MICHELIN TRACKER	113
MICHELIN STARCROSS 5 HARD	101		

URBAN MOBILITY

INTRODUCTION	122	SCOOTER RETRO/LIFESTYLE	
SCOOTER & MAXI SCOOTER		MICHELIN S83	134
MICHELIN CITY GRIP SAVER	125	MICHELIN ACS	135
MICHELIN CITY GRIP 2	126	ON-ROAD	
MICHELIN CITY GRIP	128	MICHELIN PILOT STREET 2	136
MICHELIN POWER PURE SC	129	MICHELIN PILOT STREET	137
MICHELIN S1	130	MICHELIN PILOT MOTO GP	137
MICHELIN BOPPER	130	MICHELIN CITY EXTRA NEW	138
MICHELIN PILOT ROAD 4 SC	132	MICHELIN CITY EXTRA IND NEW	140
MICHELIN PILOT POWER 3 SC	132	MICHELIN CITY PRO	142

ACCESSORIES

ROAD INNER TUBE	149	OFF-ROAD INNER TUBE & RIM BAND	150
-----------------	-----	--------------------------------	-----

TECHNICAL DATA

SUMMARY	154	PICTOGRAMMES GLOSSARY	173
----------------	-----	------------------------------	-----

MICHELIN POWER CUP EVO	29	TECHNICAL DATA	33
MICHELIN POWER GP	31	TRACKDAY	34

SUPERMOTARD			
MICHELIN POWER SUPERMOTO SLICK	32		
MICHELIN POWER SUPERMOTO RAIN	32		

RETRO CLASSIC	60	TRAIL	74
MICHELIN ROAD CLASSIC	61	MICHELIN ROAD 6 NEW	76
		MICHELIN ANAKEE III	77
CRUISER	62	MICHELIN ANAKEE ADVENTURE	78
MICHELIN COMMANDER III CRUISER	64	MICHELIN ANAKEE WILD	79
MICHELIN COMMANDER III TOURING	66	MICHELIN ANAKEE STREET	80
MICHELIN COMMANDER II	67		
MICHELIN SCORCHER RANGE	68		

RALLY	114		
MICHELIN DESERT RACE	115		
MICHELIN DESERT RACE BAJA	115		

TRIAL	116		
MICHELIN TRIAL COMPETITION	117		
MICHELIN TRIAL COMPETITION X11	117		
MICHELIN TRIAL LIGHT	117		
MICHELIN TRIAL X-LIGHTCOMPETITION	117		

MICHELIN BIB MOUSSE	118		
----------------------------	-----	--	--

MICHELIN CITY GRIP PRO	143		
M35	143		

ON-OFF DUAL USAGE			
MICHELIN ANAKEE STREET	144		
MICHELIN SIRAK STREET	145		
MICHELIN ANAKEE CROSS NEW	146		
MICHELIN REGGAE	147		
MICHELIN M45	147		

SCOOTER INNER TUBE	152		
--------------------	-----	--	--

ORIGINAL EQUIPMENT	174		
---------------------------	-----	--	--

Track

Sport & Road

Off-Road

Urban Mobility

Accessories

Technical Data

5 REASONS TO CHOOSE THE MICHELIN BRAND

1

A world-famous brand worth \$7.161 billion in 2020
(Brand Finance Global 50)

2

A brand with a strong reputation

3

Most popular brand in Europe
(2018 tire barometer - quepneu.com 01/19)

4

No. 1 brand in the automotive sector in the United States
(US REPTRAK 100 05/19)

5

1st brand in the Auto category in Thailand for the last 20 years
(Brandfinance 04/20)



LEADING OEMS CHOOSE MICHELIN AS A KEY PARTNER

Michelin is one of the brands with the longest history in the development of two-wheel tires, supplying the first motorcycles over a century ago.

Chosen for road, sport or leisure...

Emblematic models such as the new Harley-Davidson Fat Boy, the Iron 883 or the latest Pan America 1250 are exclusively fitted with Michelin - Harley-Davidson tires, marking years of co-development between the two companies.

The BMW GS range (R 1250 GS, F 750 and 850 GS) is mostly equipped with Michelin tires, giving excellent stability at high speeds without compromising agility and the promise of adventure. The MICHELIN Anakee Adventure tire reinforces the collaboration between the two brands BMW and Michelin.

... and everyday riding

In the city, anyone who rides mainly on scooters such as the Piaggio MP3, Yamaha X Max 300 or the Honda Forza 125 will notice the remarkable grip, safe handling and high mileage of the MICHELIN City Grip range, present on these vehicles. The MICHELIN City Grip tire is recognized as the reference* in this segment, as proven by the multitude of homologations and fitments on the most popular scooters. In 2020 this range became even more complete thanks to the new MICHELIN City Grip 2, which offers a very high level of grip on wet or slippery surfaces.

New launches in the Sport Touring segment, such as the Yamaha MT-07 or the Honda CB500, will also be equipped with for the first time with the MICHELIN Road 5 tire, improving the bike's agility and grip on wet surfaces. Motorcycle manufacturers don't choose us by chance!

The quality of our products, the know-how of the R & D team, the technologically advanced production processes and innovative solutions play a major role in improving motorcycle performance and providing an exceptional riding experience.

* 70 homologations. Michelin is leader on the scooter market in Europe (ETRMA).



ORIGINAL EQUIPMENT: PARTNERSHIP FOR HIGH PERFORMANCES

**AEON, AJP,
BAJAJ, BETAMO-
MOTION, KTM,
GASGAS, GOGORO,  **LEADER EUROPE
SCOOTER** HARLEY-DAVIDSON, HONDA,
HONDA MONTESA, HUSQVARNA, KTM, MOTO
GUZZI, PEUGEOT, PIAGGIO, REIJU, SHERCO,
SWM, TORROT ELECTRIC, TRIUMPH, 
EXCLUSIF PREMIUM OFF-ROAD, TRS
MOTORCYCLES S.L., TVS, YAMAHA,
AEON, AJP, APRILIA, BAJAJ, BETA-
MOTOR, BMW, CITY MOTION,
KTM, ELECTRIC MOTION,
GASGAS, GOGORO, HAR-
LEY-DAVIDSON,
HONDA,
HONDA,
KTM**



27
**MOTORCYCLE
MANUFACTURERS
& SCOOTER
MANUFACTURERS**



LEISURE & COMMUTING SEGMENTS



ON ALL CONTINENTS :

*NORTH AMERICA, EUROPE, JAPAN, SOUTH
EAST ASIA, SOUTH AMERICA, INDIA,
CHINA ...*



HIGH PERFORMANCE AND SOLUTIONS IN LINE WITH MANUFACTURERS' REQUIREMENTS



MICHELIN HAS BEEN INVESTING IN OE 2WHEELS FOR ITS OE CUSTOMERS SINCE 1896 :

- R&D
- OE MOTORCYCLE/TIRE SPECIFICATIONS
- HIGH PERFORMANCE TESTING INCLUDING JOINT TESTS,
- SIMULATIONS AND TECHNOLOGY UPDATES WITH MANUFACTURERS,
- SPECIFIC DEVELOPMENTS FOR NEW MOTORCYCLE MODELS....



HIGH PERFORMANCES RECOGNIZED BY MOTORCYCLE AND SCOOTER MANUFACTURERS

MORE THAN 125 YEARS OF INNOVATION IN THE DEVELOPMENT OF TWO WHEEL TIRES.

1890

1891

The 1st bike that the Michelin brothers come across is being pulled by oxen. Its owner is exhausted after trying to fix a flat tire. Edouard Michelin has a 'flash of inspiration' of how to remove and repair tires: it is a revelation and the beginning of history.

1896

Michelin buys 200 Léon Bollée microcars and 100 De Dion-Bouton tricycles in order to equip them with tires.

1897

First appearance of the word «motorcycle» in Michelin's promotional literature. The term most often refers to motorized vehicles produced by De Dion-Bouton.

1899

Michelin wins several races in the motorcycle category including the Nice-Castellane, Paris-Roubaix, Critérium des Motocycles, and the Coupe des Motocycles.

1900

1905

Michelin produces its first price list exclusively for bicycle and motorcycle tires.

1911

Michelin publishes a new version of its guide for cyclists, entitled «Michelin's Advice to Cyclists». This version includes a section devoted to motorcycle tires.

1926

Michelin launches a sturdy, skid-resistant motorcycle tire.

1928

Michelin produces a 1:200,000 scale map of France for cyclists and motorcyclists.

1930

1930

The motorcycle tire range includes «Confort à tringles» (straight-sided), «ConfortBibendum», «Confort à talons» (beaded edge), «Câblé à tringles» (straight-sided with layers of textile cords), and «Câblé à talons» (beaded edge with layers of textile cords).

1933

Michelin launches its MICHELIN «skid-proof» motorcycle tire with ribbed sides.

1935

Sale of MICHELIN Flèche d'Or (Golden Arrow) and MICHELIN Zigzag tires.

1950

1950

Michelin develops tires for the new two-wheeled motorized vehicles that are very popular after the war: scooters and mopeds (50 cc engines).

1960

1960

Michelin launches le Rapido and ACS standing for Adherence, Comfort and Safety. These tires are intended for small and medium-sized bikes such as mopeds and lightweight motorcycles.



1970

1973

Jack Findlay wins the Senior Tourist Trophy and gives Michelin its first victory in the 500 cc, Premier Class category.



1974

Michelin introduce slick tires for the first time in a motorcycle Grand Prix.

1976

Barry Sheene and Michelin win the GP500 Championship.



1977

Michelin sweeps all five categories in the world championships: 50, 125, 250, 350 and 500 cc.



1980

1982

Michelin designs the «Desert» tire for all-terrain rally raid motorcycles. That year the tire wins the Atlas Rally and the Pharaohs Rally and goes on to demonstrate its amazing potential by winning the 1983 Paris-Dakar Rally - the first of 36 consecutive victories.



1983

Michelin's first Radial tire in the GP500.

1987

Michelin's first series-production Radial tire: the MICHELIN A59X/ M59X.



1990

1992

The first racing tire with silica integrated into the rubber compound for the GP500.



1993

At the International Motorcycle Show, Michelin presents two tires for the latest generation of scooters: the «MICHELIN Reggae» and the «MICHELIN Dexter».

1997

At the International Motorcycle Show, Michelin presents its ZR technology for motorcycle tires.

1999

Launch of the «MICHELIN Pilot Sport», which provides riders with hypersport performance on the road.

2000

2005

Launch of the MICHELIN Power Race tire, the first sport tire approved for road use with MICHELIN 2CT technology.

2008

Michelin and Harley-Davidson sign a historic partnership agreement: MICHELIN Scorcher tires are co-developed and co-branded as original equipment and replacement tires for many of the iconic brand's models.

2010

2010

Michelin presents the MICHELIN City Grip tire for scooters, a tire with exceptional grip, even on wet surfaces. It's the 1st scooter tire with siping.

2011

Michelin succeeds in integrating siping into MICHELIN Pilot Road 3 tires thanks to its patented XST technology, a great improvement for safety on wet roads.

2013

Co-development with BMW Motorrad to equip the worldwide bestseller in its category; the BMW R1200 GS.

2014

Launch of the MICHELIN Pilot Road 4, with the GT version using revolutionary MICHELIN 2AT Dual elements of both radial and bias.

2016

Michelin step back into MotoGP™, setting lap and race records in their very first season.

2018

Introduction of the new sports touring radial MICHELIN Road 5 with the new technologies XST Evo and ACT+.

2019

MICHELIN renews the Trail range with the launch of the Michelin Anakee Adventure. For the dedicated off road enthusiasts the new Michelin Tracker takes over from the long standing AC10.

2020

With 10 new tires, Michelin is renewing a large part of its range from urban tires to track and off-road tires.

2022

Michelin presents the successors of a very well known range: the MICHELIN Road 6 and MICHELIN Road 6 GT. And also the StarCross 6 renewed entirely this year.

INNOVATION, IS ONE OF THE ESSENTIAL VALUES OF THE COMPANY, AND IS AT THE HEART OF EVERYTHING WE DO.

- 6 600 people worldwide
- Annual budget: €656 million
- Patent portfolio that has tripled in ten years

Michelin's innovation priorities are to:

- bring new product lines to market more quickly for the MICHELIN and other Group brands.
- continuously improve performance so that each new range outperforms the previous generation.
- develop breakthrough innovations to develop totally new solutions to mobility challenges.

Investment in the Michelin Research Center in Ladoux, France


The inauguration of the new Urbalad building kicked off the project to upgrade the worldwide research center in Ladoux, France, which celebrated its 50th anniversary in 2015. By 2018, some €270 million will have been invested to boost the center's innovation potential.

Concentrated expertise

- 3,400 staff
- More than 350 different specialized jobs

450 hectares surface, among which

- 380 hectares of test tracks
- Access areas and cultivated land
- 79 buildings comprising 174,420 m²
- 21 test tracks





Track

Sport & Road

Off-Road

Urban Mobility

Accessories

Technical Data

TECHNOLOGIES

• RUBBER & RUBBER COMPOUND

MICHELIN **2CT** TECHNOLOGY



Successfully accomplishes two conflicting ideals:
wear resistance in the center of the tread,
and grip on the shoulders.

MICHELIN **2CT+** TECHNOLOGY



Harder rubber underneath the softer
rubber on the shoulders gives better rigidity
at lean, for more stability when cornering,
especially under strong acceleration or
heavy braking.

MICHELIN **SILICA** TECHNOLOGY



MICHELIN Silica Technology improves grip
in cooler temperatures and on wet roads,
without compromising tread life. Off-road it
ensures the durability of tread blocks.

MICHELIN **CARBON BLACK** TECHNOLOGY



MICHELIN Carbon black technology is used
in rubber compounds to increase grip
performance.

• TREAD PATTERNS

MICHELIN **ADAPTIVE** DESIGN



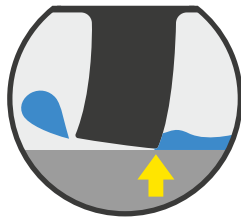
The tread pattern is designed specifically for the terrain. The number, shape, depth and distribution of studs and sipes are carefully studied in relation to the terrain on which the tire is ridden, providing traction and lean angle predictability.

MICHELIN **PREMIUM TOUCH** DESIGN



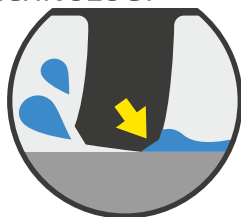
Creates a velour effect and a deep black contrast on the outside sidewall of the tire to emphasize the aesthetic design.

MICHELIN **WATER SIPE** TECHNOLOGY



The MICHELIN Water Sipe Technology delivers enhanced grip on wet roads thanks to the patented sipes that increase the tire's water clearance capacity. A gradual increase in the number of full depth sipes allows the tire to break through the surface film of water.

MICHELIN **WATER BRAKE** TECHNOLOGY



Patented sipes allow MICHELIN Water Brake Technology to deliver exceptional grip on wet road. MICHELIN Water Brake Technology includes transverse sipes to improve wet braking and chamfers added to the sipe edges to help prevent abnormal wear in extreme conditions. The transverse sipes allow the tire to break the surface film of water and ensure excellent braking performance on wet roads.

MICHELIN **WATER EVERGRIP** TECHNOLOGY



MICHELIN Water Sipe Technology and MICHELIN Water Brake Technology allow better water evacuation for added safety on wet roads, but water storage capacity naturally decreases as the tire wears down. The MICHELIN Water Evergrip technology is even more efficient, the sipes evolve over time and miles to give ever wider grooves, increasing the groove ratio to preserve the capacity of the tire to store and evacuate water.


• CASING & REINFORCEMENT

MICHELIN **RADIAL-X** TECHNOLOGY



One of Michelin's most famous inventions, the MICHELIN Radial-X technology with 90° plies on the crown of the tire, provides adherence and stability and comfort.

MICHELIN **RADIAL-X EVO** TECHNOLOGY



Michelin has been a master of radial technology for many years with the 90° plies on the crown of the tire providing adherence and its wide footprint giving greater lean angles. The sidewalls of the new generation of X-radial tires use a special ply fold that provides even more flexibility and greater comfort by absorbing road deformations and even at high speeds the tire remains stable, making it perfectly suited to powerful vehicles. The handling and responsiveness of the tire are optimized to provide even more riding pleasure without compromising on safety.

MICHELIN **RADIAL-2AT** TECHNOLOGY

The MICHELIN Radial 2AT Technology provides the necessary strength & stability for heavier bikes with luggage and a pillion AND comfort for long journeys. 2AT exceptionally combines elements of both radial and bias construction, providing the best compromise: Bias for its ability to withstand extra weight and Radial for the pleasure of riding.

MICHELIN **RADIAL-ACT+** TECHNOLOGY

A single ply with an angle close to 90° is used in the carcass to reduce rigidity to the minimum in the crown zone while ensuring rigidity at lean thanks to the high reverse angles of the casing plies which overlap in the sidewalls and shoulder area. An absorbent crown gives greater stability, while rigid sidewalls and shoulder minimize movement at lean.

**MICHELIN
REINFORCED
RADIAL-X^{EVO}
TECHNOLOGY**




The new generation of X-radial carcass combined with a reinforcement ply provides the optimal solution for heavy motorcycles by improving the riding comfort without compromising on safety.

**MICHELIN
HIGH DENSITY
TECHNOLOGY**

























The thick tread layer is backed by three reinforcing plies to enhance the tire's protection against punctures.

**MICHELIN
ARAMID SHIELD
TECHNOLOGY**



A highly dense, more rigid tire casing, which helps deliver excellent feedback and handling. Aramid tread plies reduce weight, provide excellent stability and resist centrifugal growth even at speed and under high temperatures.

TRACK

	MOTORCYCLE	ROAD LEGAL	ROAD TYPE			WEATHER
			COMPETITION	TRACK DAY	ROAD	
SPEED & ENDURANCE						
MICHELIN POWER PERFORMANCE SLICK	22					
MICHELIN POWER PERFORMANCE CUP	23	 600 CC				
MICHELIN POWER PERFORMANCE 24	24	 ENDURANCE				
MICHELIN POWER RAIN	25					
MICHELIN POWER SLICK 2	26					
MICHELIN POWER CUP 2	27			✓		
MICHELIN POWER CUP EVO	28	 ≤ 600 CC		✓		
MICHELIN POWER GP	29			✓		
SUPERMOTO						
MICHELIN POWER SUPERMOTO	30					
MICHELIN POWER SUPERMOTO RAIN	30					
TRACKDAY RANGE	32					



Track

Sport & Road

Off-Road

Urban Mobility

Accessories

Technical Data

COMPETITION INVOLVEMENT

Michelin tires represent a mark of confidence and safety, we are indeed present and performant at different levels of track competition

MOTOGP™

MICHELIN IS THE OFFICIAL AND EXCLUSIVE SUPPLIER TO THE MOTOGP™ CLASS SINCE ITS RETURN IN 2016.



SINCE 1973, MICHELIN HAS CLAIMED 440 VICTORIES AND 31 WORLD CHAMPION TITLES IN THE PREMIER CLASS WITH 15 DIFFERENT RIDERS*.

KEY FIGURES:



362,4 KM/H: THE ABSOLUTE SPEED RECORD IN MOTOGP™ ACHIEVED BY ZARCO/DUCATI AT QATAR CIRCUIT 2021 & BINDER/KTM AT MUGELLO CIRCUIT (ITALY) IN 2021.



55°: LEAN ANGLE OF A MICHELIN POWER RAIN



6 SEC: THE TIME TO GO FROM 340 KPH TO 90 KPH AT THE FIRST TURN OF THE SEPANG CIRCUIT (MALAYSIA)



1 CREDIT CARD: EQUIVALENT SURFACE AREA OF THE GROUND CONTACT FOR EACH TIRE (FRONT AND REAR).



3.5L: THE NUMBER OF LITRES OF WATER DISCHARGED PER SECOND BY A MICHELIN POWER RAIN AT 320 KPH

WSBK (WORLD SUPERBIKE)



12 WORLD CHAMPION TITLES

* Key figures at the end of 2020 season



NATIONAL SUPERBIKE CHAMPIONSHIPS :

CEV/ESBK (SPAIN) : 5 CHAMPION TITLES

FSBK (FRANCE) : 4 CHAMPION TITLES

CIV (ITALY) : 2 CHAMPION TITLES

BSB (UK) : 2 CHAMPION TITLES

ASBK (AUSTRALIA) : 2 CHAMPION TITLES

IDM (GERMANY) : 1 CHAMPION TITLE

EWC (ENDURANCE WORLD CHAMPIONSHIP)

15 WORLD CHAMPION TITLES

13 VICTORIES AT LE MANS 24 HOURS (MOTORCYCLE)


13 VICTORIES AT THE BOL D'OR

16 VICTORIES AT THE 8 HOURS OF SUZUKA

1 VICTORY AT THE 8 HOURS OF OSCHERSLEBEN

2 VICTORIES AT THE 8 HOURS OF DOHA

ADVICE FROM THE MICHELIN TECHNICIAN



- 1 | *Check the condition of your rims before fitting the tire.*

- 2 | *Check the wear level on your tires (using the indicator on the tread) if the motorcycle is fitted with previously-used tires.*

- 3 | *Adjust the cold pressure once the tire is fitted and balanced. Comply scrupulously with the pressures we recommend or that your Michelin Technician has given you.*

- 4 | *Set your tire warmers to 90 degrees and place them on your tires for at least 1 hour. Check that these are plugged in correctly and in good operating condition, and do so regularly throughout the warming period.*

Advice from the Michelin Man :
place your warmers fixing strap level with the valve; this will make it easier to check your pressure because you'll know where your valve is positioned.

- 5 | *Adjust your tire pressure when hot. (minimum 80° C) before going out onto the track (record them).*

- 6 | *Install valve caps in order to guarantee your tires are leaktight. Never ride without the valve caps on.*

Once all these steps have been followed, you can hit the track!

- 7 | *On returning to the pits, read and record your tire pressures in order to know whether you have the correct pressure recommended by your manufacturer. Adjust the pressures if necessary, in accordance with the values found.*

- 8 | *Replace the warmers on your tires fairly quickly so as not to allow them to cool off suddenly and so that you can reuse them under the best conditions.*

Advice from the Michelin Man :
To reduce the tire warming cycles, it is recommended the tires be kept under warmers throughout the day.



Track

Sport & Road

Off-Road

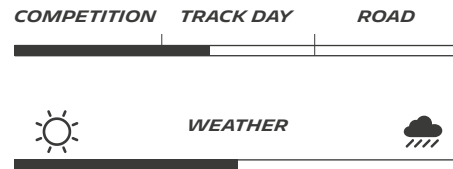
Urban Mobility

Accessories

Technical Data

MICHELIN

POWER PERFORMANCE SLICK



DELIVERING RACE-WINNING PACE LAP AFTER LAP!



WARM-UP

The tire provides the grip needed from the first lap. The materials used allow the rubber to warm up quickly. It benefits from the latest technologies developed in MotoGP™.



PERFORMANCE MADE TO LAST

The tire delivers consistent performance, lap after lap. Consistence achieved thanks to a footprint that is uniform over the various camber phases*.



EASY TO CONTROL

Developed for racing to suit novice to professional riders and all types of motorcycles.

NON ROAD LEGAL ⚠

MOTO 1000 & 600 CC

Storage and transportation precautions:

The MICHELIN Power Performance Slick tires can suffer if they are stored, transported or handled at a temperature below 10°C. For more information : p.167

MICHELIN CARBON BLACK TECHNOLOGY

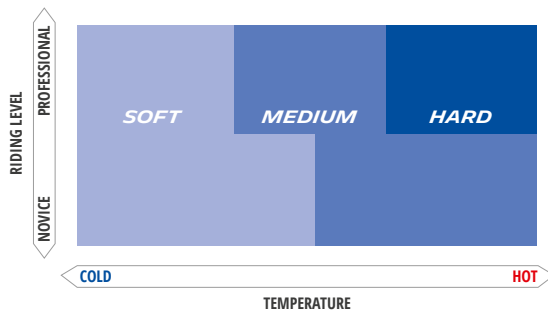


MICHELIN ARAMID SHIELD TECHNOLOGY



MICHELIN RADIAL-2AT TECHNOLOGY

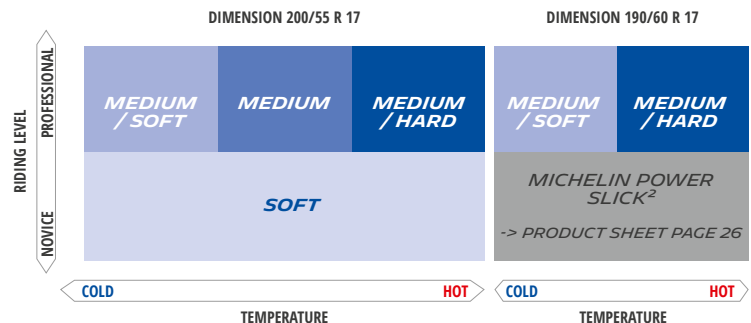
RADIAL 2AT



MINIMUM COLD PRESSURE (1) **2.1 BAR - 30.5 PSI**
 TARGET HOT PRESSURE (AFTER 6 LAPS) **2.3 TO 2.5 BAR - 29 TO 35 PSI**



MICHELIN RADIAL-X TECHNOLOGY



1.3 BAR - 18.9 PSI
1.6 TO 1.8 BAR - 23 TO 26 PSI

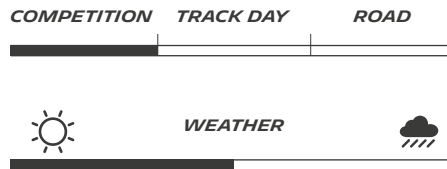
Size	TL / TT	Compound	CAI
120/70 R 17 M/C 58V	TL	SOFT	450713
120/70 R 17 M/C 58V	TL	MEDIUM	890610
120/70 R 17 M/C 58V	TL	HARD	845413

(1) Pressure taken with tire and rim at ambient temperature, just before the first ride or just before installing the tire warmers.
 * Internal study carried out on the Jerez Circuit, September 2017, Yamaha R1 & BMW S1000RR.

Size	TL / TT	Compound	CAI
190/60 R 17 M/C 75V	TL	MEDIUM / SOFT	619972
190/60 R 17 M/C 75V	TL	MEDIUM / HARD	986644
200/55 R 17 M/C 78V	TL	SOFT	373531
200/55 R 17 M/C 78V	TL	MEDIUM / SOFT	426881
200/55 R 17 M/C 78V	TL	MEDIUM	623973
200/55 R 17 M/C 78V	TL	MEDIUM / HARD	206560
200/55 R 17 M/C 78V	TL	EDITION P	493298

MICHELIN

POWER PERFORMANCE CUP



DELIVERING RACE-WINNING PACE LAP AFTER LAP!



WARM-UP

The tire provides the grip needed from the first lap. The materials used allow the rubber to warm up quickly. It benefits from the latest technologies developed in MotoGP™.



PERFORMANCE MADE TO LAST

The tire delivers consistent performance, lap after lap. Consistency achieved thanks to a footprint that is uniform over the various camber phases*.



EASY TO CONTROL

Treaded version of the MICHELIN Power Performance Slick, developed for racing to suit both novice and professional riders and all motorbikes. The tire is optimized for Supersport 600cc bikes riding in national and international championships.

NON ROAD LEGAL ⚠️

MOTO 600 CC

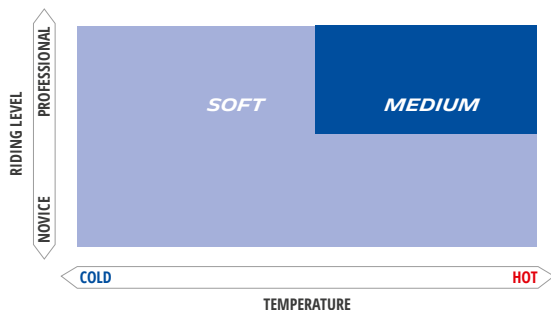
Storage and transportation precautions:
The MICHELIN Power Performance Cup tires can suffer if they are stored, transported or handled at a temperature below 10°C.
For more information : p.167



MICHELIN
RADIAL-2AT
TECHNOLOGY

**RADIAL
2AT**

MICHELIN
2CT
TECHNOLOGY



MINIMUM COLD PRESSURE (1) **2.1 BAR - 30.5 PSI**
TARGET HOT PRESSURE (AFTER 6 LAPS) **2.3 TO 2.5 BAR - 29 TO 35 PSI**



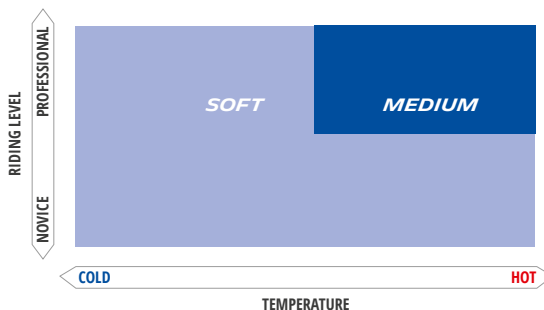
MICHELIN
RADIAL-X
TECHNOLOGY



MICHELIN
CARBON BLACK
TECHNOLOGY



MICHELIN
ARAMID SHIELD
TECHNOLOGY



1.3 BAR - 18.9 PSI
1.6 TO 1.8 BAR - 23 TO 26 PSI

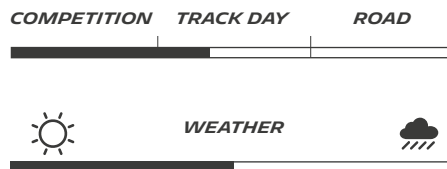
Size	TL / TT	Compound	CAI
120/70 R 17 M/C 58V	TL	SOFT	776782
120/70 R 17 M/C 58V	TL	MEDIUM	112600

Size	TL / TT	Compound	CAI
190/55 R 17 M/C 75V	TL	SOFT	035792
190/55 R 17 M/C 75V	TL	MEDIUM	610363
190/55 R 17 M/C 75V	TL	EDITION D	DAYTONA 618906
190/55 R 17 M/C	TL	EDITION P	PHILLIP ISLAND 885185

(1) Pressure taken with tire and rim at ambient temperature, just before the first ride or just before installing the tire warmers.
* Internal study carried out on the Jerez Circuit, September 2017, Yamaha R6

MICHELIN

POWER PERFORMANCE 24



DELIVERING RACE-WINNING PACE HOUR AFTER HOUR

- LONG-LASTING STINTS**
The rear tire has been developed to last for 2 stints* in Endurance racing. The technologies present stem from our experience in MotoGP™.
- WARM-UP**
The tire provides the grip needed from the first laps. The materials used allow the rubber to warm up quickly. It benefits from the latest technologies developed in MotoGP™.
- PERFORMANCE MADE TO LAST**
The tire delivers consistent performance, stint after stint*. Consistence achieved thanks to a footprint that is uniform over the various camber phases.

NON ROAD LEGAL ⚠

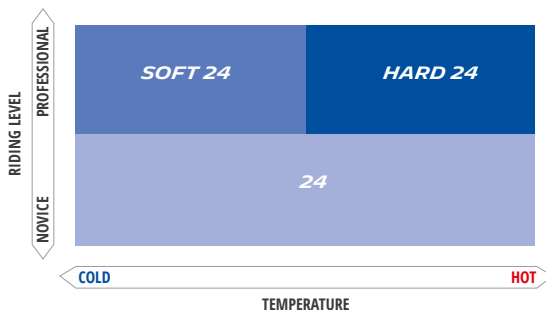
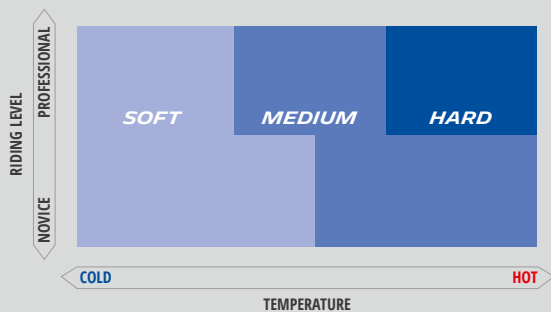
MOTO 1000CC

Storage and transportation precautions:
The MICHELIN Power Performance 24 tires can suffer if they are stored, transported or handled at a temperature below 10°C.
For more information : p.167



WHICH FRONT TIRE TO CHOOSE?

FOR ENDURANCE, COMBINE THE REAR MICHELIN POWER PERFORMANCE 24, SOFT 24 OR HARD 24, WITH A 120/70 R 17 MICHELIN POWER PERFORMANCE SLICK ON THE FRONT. CHOOSE THE COMPOUND ACCORDING TO THE CONDITIONS OF USE BELOW:

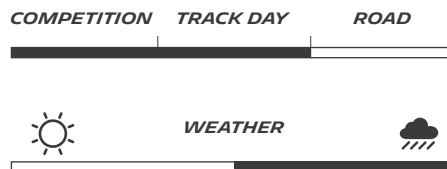


MINIMUM COLD PRESSURE (1) 1.3 BAR - 18.9 PSI
TARGET HOT PRESSURE (AFTER 6 LAPS) 1.6 TO 1.8 BAR - 23 TO 26 PSI

Size	TL / TT	Compound	CAI
200/55 R 17 M/C 78V	TL	24	967394
200/60 R 17	TL	SOFT 24	732252
200/60 R 17	TL	HARD 24	630410

(1) Pressure taken with tire and rim at ambient temperature, just before the first ride or just before installing the tire warmers.
 * Internal study carried out at Slovakia Ring, July 2019, Yamaha R1 & BMW S1000 RR.

MICHELIN POWER RAIN




THE RAIN TIRE FOR THE TRACK



EXTREME GRIP EVEN IN THE RAIN!

Specially designed so that your track days and races can go ahead even in the rain! The compound has been developed for maximum wet grip and its grooved tread ensures optimum water drainage.

NON ROAD LEGAL



WHICH RAIN TIRE TO USE ON A 300-400CC?

FOR A MOTORCYCLE WITH A 2.75" FRONT AND 4.0" REAR RIM (MINIMUM DIMENSIONS), MICHELIN RECOMMENDS THE USE OF MICHELIN POWER RAIN AT THE FRONT IN THE «FRONT» DIRECTION OF ROTATION AND AT THE REAR IN THE «REAR» DIRECTION OF THE ROTATION.



MICHELIN ARAMID SHIELD TECHNOLOGY



MINIMUM COLD PRESSURE - DRYING ⁽¹⁾	2.3 BAR - 33 PSI
MINIMUM COLD PRESSURE - WET ⁽¹⁾	2.4 BAR - 34.8 PSI
MINIMUM COLD PRESSURE - SOAKING WET ⁽¹⁾	2.4 BAR - 34.8 PSI

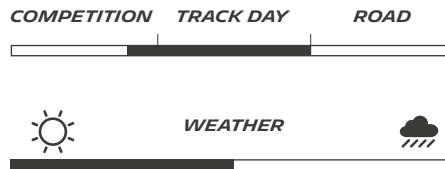
1.8 BAR - 26 PSI
2.2 BAR - 31.9 PSI
2.4 BAR - 34.8 PSI

Size	TL / TT	CAI	Both dimensions work for 600 and 1000cc
12/60 R 17	TL	824200	Equivalent to 120/70 R 17

Size	TL / TT	CAI	Both dimensions work for 600 and 1000cc
180/55 R 17 M/C 73V	TL	407970	Wet track
19/69 R 17	TL	891701	Drying or damp track Equivalent to 190/55 R 17

(1) Pressure taken with tire and rim at ambient temperature, just before the first ride or just before installing the tire warmers.

MICHELIN POWER SLICK 2



DESIGNED FOR **MAXIMUM GRIP** ON THE TRACK



MAXIMUM GRIP FOR FASTER LAP TIMES

The use of MICHELIN 2CT+ Technology on the rear and MICHELIN 2CT Technology on the front offers maximum straight-line grip and stability and good lean performance.



PERFORMANCE FROM THE START

Synthetic component promotes ultra-fast warm-up, which means that tire warmers are recommended but not mandatory.



PERFORMANCE MADE TO LAST

Constant high performance, over a single lap or long runs, due to the carbon black compounds in the tread.

NON ROAD LEGAL ⚠️

Storage and transportation precautions:
the MICHELIN Power Slick 2 tires must not be handled below 5°C and must be at least at a minimum temperature of 10°C, 24 hours before mounting or dismounting.

MICHELIN
PREMIUM TOUCH
DESIGN



MICHELIN
CARBON BLACK
TECHNOLOGY



MICHELIN
RADIAL-X EVO
TECHNOLOGY




MICHELIN
ARAMID SHIELD
TECHNOLOGY




Better grip & longevity
24%

Better grip & cornering
2x38%



MICHELIN
2CT
TECHNOLOGY



MICHELIN
CARBON BLACK
TECHNOLOGY



Better grip & longevity
28%

Better grip & cornering
2x36%



MICHELIN
2CT+
TECHNOLOGY



MICHELIN
CARBON BLACK
TECHNOLOGY



MINIMUM COLD PRESSURE ⁽¹⁾	2.1 BAR - 30.5 PSI
TARGET HOT PRESSURE (AFTER 6 LAPS)	2.4 BAR - 34.8 PSI

1.5 BAR - 22 PSI
1.7 BAR - 24.65 PSI

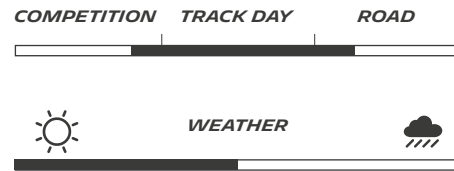
Size	TL / TT	CAI
120/70 ZR 17 M/C (58W)	TL	319748

Size	TL / TT	CAI
190/55 ZR 17 M/C (75W)	TL	215802
200/55 ZR 17 M/C (78W)	TL	219685



© Renaud Henry

MICHELIN POWER CUP 2



DESIGNED FOR THE TRACK, APPROVED FOR THE ROAD



MAXIMUM GRIP

This dual compound tire offers good straight-line and cornering grip through the use of MICHELIN 2CT+ Technology on the rear and MICHELIN 2CT Technology on the front.



PERFORMANCE FROM THE START

This treaded version of MICHELIN's Power Slick 2 tire, approved for road use, features synthetic component which promotes ultra-fast warm-up for immediate high performance on road or track: without necessarily using tire warmers.



HIGH PERFORMANCE MADE TO LAST

Constant high performance, both on road and track thanks to the MICHELIN Carbon Black Technology in the tread, chosen as OE by KTM.

ROAD LEGAL

KTM
DUKE 890 R / SUPER DUKE
1290 RR / DUKE 890 R

ORIGINAL EQUIPMENT

MICHELIN
PREMIUM TOUCH
DESIGN



MICHELIN
RADIAL-X EVO
TECHNOLOGY



MICHELIN
ARAMID SHIELD
TECHNOLOGY




Storage and transportation precautions:
the MICHELIN Power Cup 2 tires must not be handled below 5°C and must be at least at a minimum temperature of 10°C, 24 hours before mounting or dismounting.



Better grip & longevity
24%

Better grip & cornering
2x38%



MICHELIN
2CT
TECHNOLOGY




MICHELIN
CARBON BLACK
TECHNOLOGY



Better grip & longevity
28%

Better grip & cornering
2x36%



MICHELIN
2CT+
TECHNOLOGY



MICHELIN
CARBON BLACK
TECHNOLOGY



MINIMUM COLD PRESSURE (1)	2.1 BAR - 30.5 PSI
TARGET HOT PRESSURE (AFTER 6 LAPS)	2.4 BAR - 34.8 PSI

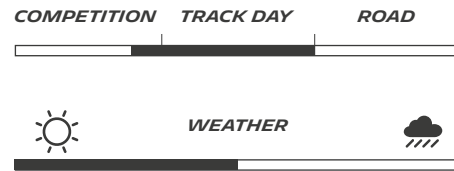
1.5 BAR - 22 PSI
1.7 BAR - 24.65 PSI

Size	TL / TT	CAI
120/70 ZR 17 M/C (58W)	TL	451092

Size	TL / TT	CAI
180/55 ZR 17 M/C (73W)	TL	528570
190/55 ZR 17 M/C (75W)	TL	159578
200/55 ZR 17 M/C (78W)	TL	149276

MICHELIN

POWER CUP EVO



THE STREET LEGAL TIRE DESIGNED FOR TRACK USE ON SMALLER CAPACITY MOTORCYCLES



MAXIMUM GRIP

Excellent grip with MICHELIN 2CT Technology for a versatile tire approved for road use.



READY TO USE

A plug & play tire which can be used immediately without any specific adjustment, tire warmers are recommended but not mandatory.

ROAD LEGAL

MOTO ≤ 600 CC

MICHELIN
CARBON BLACK
TECHNOLOGY




MICHELIN
RADIAL-X
TECHNOLOGY




Better grip & longevity
24%

Better grip & cornering
2x38%



MICHELIN
2CT
TECHNOLOGY



MICHELIN
CARBON BLACK
TECHNOLOGY




MINIMUM COLD PRESSURE ⁽¹⁾	2.1 BAR - 30.5 PSI
TARGET HOT PRESSURE (AFTER 6 LAPS)	2.4 BAR - 34.8 PSI




Better grip & longevity
28%

Better grip & cornering
2x36%



MICHELIN
2CT
TECHNOLOGY



MICHELIN
CARBON BLACK
TECHNOLOGY



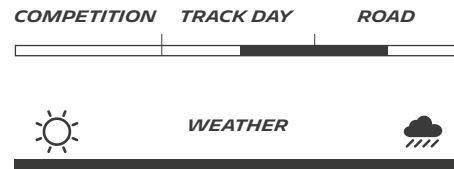
MINIMUM COLD PRESSURE ⁽¹⁾	1.5 BAR - 22 PSI
TARGET HOT PRESSURE (AFTER 6 LAPS)	1.7 BAR - 24.65 PSI

Size	TL / TT	CAI
110/70 ZR 17 M/C (54W)	TL	833295
120/70 ZR 17 M/C (58W)	TL	149126

Size	TL / TT	CAI
140/70 ZR 17 M/C 66W	TL	389695
150/60 ZR 17 M/C 66W	TL	981679
160/60 ZR 17 M/C (69W)	TL	050185



MICHELIN POWER GP



ROAD OR TRACK, YOUR CHOICE!



OPTIMIZED GRIP

Tire featuring MICHELIN 2CT Technology and MICHELIN 2CT+ Technology. Excellent grip when leaning due to the MICHELIN Carbon Black Technology and a 6.5% void ratio with wide slick areas on the shoulders.



AGILE ON ROAD AND TRACK

An appropriate profile for optimum handling on road or track.



PERFORMANCE FROM THE START

Synthetic component promotes ultra-fast warm-up for immediate high performance on road or track.

ROAD LEGAL

MICHELIN
PREMIUM TOUCH
DESIGN



MICHELIN
RADIAL-X EVO
TECHNOLOGY



MICHELIN
ARAMID SHIELD
TECHNOLOGY




Better grip & longevity
68%

Better grip & cornering
2x16%



MICHELIN
2CT
TECHNOLOGY



MICHELIN
CARBON BLACK
TECHNOLOGY



MICHELIN
SILICA
TECHNOLOGY



MINIMUM COLD PRESSURE

2.1 BAR - 30.5 PSI

Size	TL / TT	CAI
120/70 ZR 17 M/C (58W)	TL	171285



Better grip & longevity
55%

Better grip & cornering
2x22.5%



MICHELIN
2CT+
TECHNOLOGY



MICHELIN
CARBON BLACK
TECHNOLOGY



MICHELIN
SILICA
TECHNOLOGY



MINIMUM COLD PRESSURE

1.9 BAR - 27.5 PSI

Size	TL / TT	CAI
180/55 ZR 17 M/C (73W)	TL	863487
190/50 ZR 17 M/C (73W)	TL	199086
190/55 ZR 17 M/C (75W)	TL	036004
200/55 ZR 17 M/C (78W)	TL	000662

MICHELIN

POWER SUPERMOTO SLICK



NON ROAD LEGAL



MINIMUM COLD PRESSURE ⁽¹⁾
TARGET HOT PRESSURE (AFTER 6 LAPS)

1.8 BAR - 26 PSI
2.0 BAR - 29 PSI

Size	TL / TT	Version	CAI	Tube
120/75 R 16.5	TL	A	715737	16 MG / 17 MG SUPERMOTO 178176/306786
120/75 R 16.5	TL	B	366559	16 MG / 17 MG SUPERMOTO 178176/306786
120/80 - 16	TL	B	313249	16 MG 178176

(1) Pressure taken with tire and rim at ambient temperature, just before use or just before installing the tire warmers.

COMPETITION TRACK DAY ROAD



TIRE FOR SUPERMOTO COMPETITIONS



DIFFERENT VERSIONS FOR VARIOUS TRACK CONDITIONS

Choose the most suitable version for the track and the climatic conditions. A special compound to deal with all the track features and ensure optimum longevity!



IMMEDIATE, PRECISE FEEDBACK

A profile popular with riders for its handling and immediate, precise feedback.

MICHELIN CARBON BLACK TECHNOLOGY



MICHELIN HIGH DENSITY TECHNOLOGY



MINIMUM COLD PRESSURE ⁽¹⁾
TARGET HOT PRESSURE (AFTER 6 LAPS)

Size	TL / TT	Version	CAI	Tube
160/60 R 17	TL	C	487703	17 MHR 335733
160/60 R 17	TL	B2	850136	17 MHR 335735

VERSIONS : A, B and C compounds from most grip to longest life.
VERSION B2 : developed to provide even more grip and consistency than its predecessor MICHELIN Power SuperMoto B.

MICHELIN

POWER SUPERMOTO RAIN



NON ROAD LEGAL



MINIMUM COLD PRESSURE - DRYING ⁽¹⁾
MINIMUM COLD PRESSURE - WET ⁽¹⁾
MINIMUM COLD PRESSURE - SOAKING WET ⁽¹⁾

2.3 BAR - 33 PSI
2.4 BAR - 34.8 PSI
2.4 BAR - 34.8 PSI

Size	TL / TT	CAI	Tube
120/75 R 16.5	TL	060771	16 MG / 17 MG SUPERMOTO 178176/306786
120/80 - 16	TL	886449	16 MG 178176

COMPETITION TRACK DAY ROAD



TIRE FOR SUPERMOTO COMPETITIONS EVEN IN THE RAIN



EXTREME GRIP EVEN IN THE RAIN

Specially designed so that your racing can continue in the rain! The compound has been developed for maximum wet grip and its grooved

MICHELIN SILICA TECHNOLOGY



MICHELIN HIGH DENSITY TECHNOLOGY



MINIMUM COLD PRESSURE ⁽¹⁾
TARGET HOT PRESSURE (AFTER 6 LAPS)

Size	TL / TT	CAI	Tube
160/60 R 17	TL	784399	17 MHR 335733

(1) Pressure taken with tire and rim at ambient temperature, just before the first ride or just before installing the tire warmers.

TECHNICAL SPECIFICATIONS

MICHELIN POWER PERFORMANCE SLICK

Size	Rim width (")	tire width (mm)	Static diameter (mm)	Static circumference (mm)
120 / 70 R17	3.5	120	600	1885
190 / 60 R17	5.5	190	654	2053
200 / 55 R17	6.0	200	66	2073
200 / 60 R17	6.0	200	675	2120

MICHELIN POWER PERFORMANCE CUP

Size	Rim width (")	tire width (mm)	Static diameter (mm)	Static circumference (mm)
120 / 70 R17	3.5	120	600	1885
190 / 55 R17	5.5	190	652	2048

MICHELIN POWER SLICK²

Size	Rim width (")	tire width (mm)	Static diameter (mm)	Static circumference (mm)
120 / 70 R17	3.5	120	602	1891
190 / 55 R17	5.5/6.0	190	650	2042
200 / 55 R17	6.0	200	665	2089

MICHELIN POWER CUP²

Size	Rim width (")	tire width (mm)	Static diameter (mm)	Static circumference (mm)
120 / 70 R17	3.5	120	602	1891
180 / 55 R17	5.5	180	638	2004
190 / 55 R17	6.0	190	650	2042
200 / 55 R17	6.0	200	665	2089

MICHELIN POWER SLICK EVO

Size	Rim width (")	tire width (mm)	Static diameter (mm)	Static circumference (mm)
120 / 70 R17	3.5	120	602	1891
190 / 55 R17	5.5/6.0	190	653	2051
200 / 55 R17	6.0	200	663.5	2084

MICHELIN POWER CUP EVO

Size	Rim width (")	tire width (mm)	Static diameter (mm)	Static circumference (mm)
110 / 70 R17	3.0	110	585.7	1840
120 / 70 R17	3.5	120	606	1904
140 / 70 R17	3.75	140	630.6	1981
150 / 60 R17	4.25	150	614.3	1930
160 / 60 R17	4.5	160	630.9	1982
180 / 55 R17	5.5	180	637	2001
190 / 55 R17	6.0	190	651.6	2047
200 / 55 R17	6.0	200	663.5	2084

MICHELIN POWER RAIN

Size	Rim width (")	tire width (mm)	Static diameter (mm)	Static circumference (mm)
12 / 60 R17	3.5	120	602	1891
180 / 55 R17	5.5/6.0	180	640	2011
19 / 69 R17	6.0	190	648	2036

TRACKDAY



For more information

	cc	Performance			
EXPERT	1000 CC	High speed performance		MICHELIN Power Performance Slick Soft 30,5 PSI 34,8 to 38 PSI	 MICHELIN Power Performance Slick Soft 18,9 PSI 23 to 26 PSI
		Longevity		MICHELIN Power Performance Slick Soft 30,5 PSI 34,8 TO 38 PSI	 MICHELIN Power Performance Slick 24 18,9 PSI 23 TO 26 PSI
	600 CC	High speed performance Longevity	 MICHELIN Power Slick² 30,5 PSI / 22 PSI 34,8 PSI / 24,65 PSI		
INTERMEDIATE	1000 CC & 600 CC	High speed performance	 MICHELIN Power Slick² 30,5 PSI / 22 PSI 34,8 PSI / 24,65 PSI	 MICHELIN Power Cup² ROAD LEGAL ⁽³⁾ 30,5 PSI / 22 PSI 34,8 PSI / 24,65 PSI	
NOVICE		Longevity	 MICHELIN Power Cup² ROAD LEGAL ⁽³⁾ 30,5 PSI / 22 PSI 34,8 PSI / 24,65 PSI	 MICHELIN Power GP ROAD LEGAL ⁽³⁾ 30,5 PSI / 27,5 PSI	
	≤ 600 CC		 MICHELIN Power Cup^{EVO}		
			 MICHELIN Power Rain		



■ Minimum cold pressure (1)
■ Target hot pressure (after 6 laps)

(1) Pressure taken with tire and rim at ambient temperature, just before the first ride or just before installing the tire warmers.
 (2) Michelin recommends setting the tire warmer temperature to 194°F
 (3) After riding on the track and before street riding, you will need to adjust the cold tire pressure to the manufacturers' recommended setting



MICHELIN
Power Performance
Slick

**DELIVERING RACE-WINNING
PACE LAP AFTER LAP!**

WIDTH	RATIO	DIAM.	TL/TT	COMPOUND
120	70	R 17	TL	SOFT



200	55	R 17	TL	SOFT
-----	----	------	----	------



Find the entire Power Performance range on michelinmotorsport.com



MICHELIN
Power Performance
Slick 24

**DELIVERING RACE-WINNING
PACE HOUR AFTER HOUR!**

WIDTH	RATIO	DIAM.	TL/TT	COMPOUND
200	55	R 17	TL	24



Find the entire Power Performance range on michelinmotorsport.com



MICHELIN
Power Slick²

**DESIGNED FOR MAXIMUM GRIP
ON THE TRACK**

WIDTH	RATIO	DIAM.	TL/TT	LOAD INDEX	SPEED INDEX
120	70	ZR 17	TL	58	(W)



190	55	ZR 17	TL	75	(W)
200	55	ZR 17	TL	78	(W)



MICHELIN
Power Cup²

**THE STREET LEGAL TIRE
DESIGNED FOR THE TRACK**

WIDTH	RATIO	DIAM.	TL/TT	LOAD INDEX	SPEED INDEX
120	70	ZR 17	TL	58	(W)



180	55	ZR 17	TL	73	(W)
190	55	ZR 17	TL	75	(W)
200	55	ZR 17	TL	78	(W)



MICHELIN
Power GP

**ROAD OR TRACK,
YOUR CHOICE!**

WIDTH	RATIO	DIAM.	TL/TT	LOAD INDEX	SPEED INDEX
120	70	ZR 17	TL	58	(W)



180	55	ZR 17	TL	73	(W)
190	50	ZR 17	TL	73	(W)
190	55	ZR 17	TL	75	(W)
200	55	ZR 17	TL	78	(W)



MICHELIN
Power Cup^{EVO}

**THE STREET LEGAL TIRE DESIGNED
FOR TRACK USE ON SMALLER
CAPACITY MOTORCYCLES**

WIDTH	RATIO	DIAM.	TL/TT	LOAD INDEX	SPEED INDEX
110	70	ZR 17	TL	54	(W)
120	70	ZR 17	TL	58	(W)



140	70	ZR 17	TL	66	(W)
150	60	ZR 17	TL	66	(W)
160	60	ZR 17	TL	69	(W)



MICHELIN
Power Rain

**THE RAIN TIRE
FOR THE TRACK**

WIDTH	RATIO	DIAM.	TL/TT	Notes
12	60	R 17	TL	All sizes compatible with 600 cc and 1000 cc motorcycles



180	55	R 17	TL	Wet track Damp or dry track Equivalent to 190/55 R 17
19	69	R 17	TL	



SPORT & ROAD

HYPERSPORT

42

MICHELIN POWER CUP ²	44
MICHELIN POWER GP	45
MICHELIN POWER 5	46
MICHELIN PILOT POWER 3	48
MICHELIN PILOT POWER 2CT	48

SPORT TOURING

50

MICHELIN ROAD 6 NEW	52
MICHELIN ROAD 5	54
MICHELIN PILOT ROAD 4	55
MICHELIN PILOT ROAD 3	56
MICHELIN PILOT STREET RADIAL	56
MICHELIN ROAD 6 GT NEW	58
MICHELIN PILOT ROAD 4 GT	59



CLASSIC

60

MICHELIN ROAD CLASSIC

61

CRUISER

62

MICHELIN COMMANDER III CRUISER
MICHELIN COMMANDER III TOURING
MICHELIN COMMANDER II

64

66

67

MICHELIN SCORCHER RANGE

68

TRAIL

74

MICHELIN ROAD 6 **NEW**
MICHELIN ANAKEE III
MICHELIN ADVENTURE
MICHELIN ANAKEE WILD
MICHELIN ANAKEE STREET

76

77

78

79

80



MAKE YOUR CHOICE!

	PERFORMANCE					
						
MICHELIN POWER 5	★★★★★	★★★★☆	★★★★☆	★★★★☆	★★★★★	★★★★★
MICHELIN ROAD 6	★★★★☆	★★★★★	★★★★★	★★★★★	★★★☆☆	★★★★★



DRY GRIP



WET GRIP



WET BRAKING DISTANCE



LONGEVITY



HANDLING



STABILITY



Track

Sport & Road

Off-Road

Urban Mobility

Accessories

Technical Data

MICHELIN AND MOTORCYCLE RACING

1973

Michelin's first 500cc GP win

1974

Michelin introduces slick GP tires

1976

Michelin's first 500cc GP world title

1977

Five world titles for Michelin (50cc, 125cc, 250cc, 350cc and 500cc)

1983

Michelin's first 500cc GP radial tire win

1987

Michelin's first production series radial motorcycle tire



Track

Sport & Road

Off-Road

Urban Mobility

Accessories

Technical Data

1992

The first silica compound 500cc GP tire

1994

Michelin introduces dual compound technology in the 500cc GP

1999

Launch of the MICHELIN Pilot Sport hypersport tire

2005

The first road tire with MICHELIN 2CT technology: MICHELIN Power Race

2016
















Michelin returns as the official tire supplier to MotoGP™

2019

Michelin is the official tire supplier to the FIM Enel MotoE™ World Cup

SPORT & ROAD

HYPERSPORT

	ROAD TYPE		PERFORMANCE				
	TRACK	ROAD					
MICHELIN POWER CUP 2			★★★★★	★★★☆☆	★★★★☆	★★★★★	★★★☆☆
MICHELIN POWER GP			★★★★☆	★★★★★	★★★★☆	★★★★★	★★★★☆☆
MICHELIN POWER 5			★★★★☆☆	★★★★★	★★★★★	★★★★★	★★★★★
MICHELIN PILOT POWER 3			★★★★☆☆	★★★★★	★★★★☆	★★★★☆	★★★★☆☆
MICHELIN PILOT POWER 2CT			★★★★☆☆	★★★★☆☆	★★★★☆	★★★★☆☆	★★★★☆☆



DRY GRIP



WET GRIP



WARM-UP



HANDLING



LONGEVITY

MICHELIN usage recommendations, Indicative performance rating for MICHELIN tires.



Track

Sport & Road

Off-Road

Urban Mobility

Accessories

Technical Data

MICHELIN POWER CUP 2




Storage and transportation precautions:
the MICHELIN Power Cup 2 tires must not be handled below 5°C and must be at least at a minimum temperature of 10°C, 24 hours before mounting or dismounting.



Better grip & longevity
24%

Better grip & cornering
2x38%



RECOMMENDED MINIMUM COLD PRESSURE ON TRACK 2.1 BAR - 30.5 PSI
RECOMMENDED MINIMUM HOT PRESSURE ON TRACK 2.4 BAR - 34.8 PSI

Size	TL / TT	CAI
120/70 ZR 17 M/C (58W)	TL	451092

TRACK

ROAD

DESIGNED FOR TRACK USE, APPROVED FOR ROAD USE



MAXIMUM GRIP

This dual compound tire offers good straight-line and cornering grip through the use of MICHELIN 2CT+ Technology on the rear and MICHELIN 2CT Technology on the front.



PERFORMANCE FROM THE START

This treaded version of MICHELIN's Power Slick 2 tire, approved for road use, features synthetic component which promotes ultra-fast warm-up for immediate high performance on road or track: without necessarily using tire warmers.



HIGH PERFORMANCE MADE TO LAST

Constant high performance, both on road and track thanks to the MICHELIN Carbon Black Technology in the tread, chosen as OE by KTM.

ROAD LEGAL

TIER 1

KTM
DUKE 890 R
SUPER DUKE 1290 RR

ORIGINAL EQUIPMENT

MICHELIN PREMIUM TOUCH DESIGN



MICHELIN RADIAL-X EVO TECHNOLOGY



MICHELIN ARAMID SHIELD TECHNOLOGY



Better grip & longevity
28%

Better grip & cornering
2x36%



RECOMMENDED MINIMUM COLD PRESSURE ON TRACK 1.5 BAR - 22 PSI
RECOMMENDED MINIMUM HOT PRESSURE ON TRACK 1.7 BAR - 24.65 PSI

Size	TL / TT	CAI
180/55 ZR 17 M/C (73W)	TL	528570
190/55 ZR 17 M/C (75W)	TL	159578
200/55 ZR 17 M/C (78W)	TL	149276

MICHELIN POWER GP



ROAD OR TRACK, YOUR CHOICE!



OPTIMIZED GRIP

Tire featuring MICHELIN 2CT Technology and MICHELIN 2CT+ Technology. Excellent grip when leaning due to the MICHELIN Carbon Black Technology and a 6.5% void ratio with wide slick areas on the shoulders.



AGILE ON ROAD AND TRACK

An appropriate profile for optimum handling on road or track.



PERFORMANCE FROM THE START

Synthetic component promotes ultra-fast warm-up for immediate high performance on road or track.

TIER
1

MICHELIN
PREMIUM TOUCH
DESIGN



MICHELIN
RADIAL-X EVO
TECHNOLOGY



MICHELIN
ARAMID SHIELD
TECHNOLOGY



Better grip & longevity
68%

Better grip & cornering
2x16%



MICHELIN
2CT
TECHNOLOGY



MICHELIN
CARBON BLACK
TECHNOLOGY



MICHELIN
SILICA
TECHNOLOGY



Better grip & longevity
55%

Better grip & cornering
2x22.5%



MICHELIN
2CT+
TECHNOLOGY



MICHELIN
CARBON BLACK
TECHNOLOGY



MICHELIN
SILICA
TECHNOLOGY



RECOMMENDED MINIMUM COLD PRESSURE ON TRACK **2.1 BAR - 30.5 PSI**

RECOMMENDED MINIMUM COLD PRESSURE ON ROAD **1.9 BAR - 27.5 PSI**

Size	TL / TT	CAI
120/70 ZR 17 M/C (58W)	TL	171285

Size	TL / TT	CAI
180/55 ZR 17 M/C (73W)	TL	863487
190/50 ZR 17 M/C (73W)	TL	199086
190/55 ZR 17 M/C (75W)	TL	036004
200/55 ZR 17 M/C (78W)	TL	000662

MICHELIN POWER 5



TRACK

ROAD

THE SPORTY ROAD TIRE CHOICE



EXCELLENT GRIP ON DRY AND WET SURFACES

This dual compound tire offers good straight-line and cornering grip through the use of MICHELIN 2CT+ Technology on the rear and MICHELIN 2CT Technology on the front. An 11% void ratio and MICHELIN Silica Technology in the rear tire ensure maximum enjoyment on dry roads and improved safety on wet roads.*



AN EVERY DAY SPORTY RIDE

With a casing derived from our track range, the profile of MICHELIN POWER 5 tyre offers enhanced road handling performance.**



ENHANCED SAFETY

The rigidity of the casing adapts according to the tyre lean angle, giving it both outstanding straight-line and cornering stability.***

TIER
1

HONDA
CB 1000 R

ORIGINAL
EQUIPMENT

MICHELIN
PREMIUM TOUCH
DESIGN




MICHELIN
RADIAL-X EVO
TECHNOLOGY



MICHELIN
ARAMID SHIELD
TECHNOLOGY



Better grip & longevity
68%



Better grip & cornering
2x16%

MICHELIN
2CT
TECHNOLOGY




MICHELIN
SILICA
TECHNOLOGY



MICHELIN
CARBON BLACK
TECHNOLOGY




Better grip & longevity
55%



Better grip & cornering
2x22.5%

MICHELIN
2CT+
TECHNOLOGY



MICHELIN
SILICA
TECHNOLOGY



Size	TL / TT	CAI
120/70 ZR 17 M/C (58W)	TL	064441

Size	TL / TT	CAI
160/60 ZR 17 M/C (69W)	TL	934330
180/55 ZR 17 M/C (73W)	TL	850757
190/50 ZR 17 M/C (73W)	TL	307640
190/55 ZR 17 M/C (75W)	TL	518184
200/55 ZR 17 M/C (78W)	TL	636793



Track

Sport & Road

Off-Road

Urban Mobility

Accessories

* MICHELIN Power 5, best performance in the wet and 4 seconds per lap faster than leading competitors. Based on in-house study, carried out under independent supervision on 11th March 2020 at the Fontange circuit (France), comparing hypersport tyres (MICHELIN Power 5, BRIDGESTONE Battlax Hypersport S22, METZELER Sportech M9 RR, PIRELLI Diablo Rosso 3, DUNLOP Sportsmart MK3 & CONTINENTAL ContiSport Attack 4) on a BMW S1000R motorcycle fitted with a 120/70 ZR 17 front tyre and a 190/55 ZR 17 rear tyre.
 ** MICHELIN Power 5 best cornering in dry conditions with 7.8% more lean angle compared to leading competitors. Based on in-house study, carried out under independent supervision on 19th May 2020 at the Ladoux circuit (France), comparing hypersport tyres (MICHELIN Power 5, BRIDGESTONE Battlax Hypersport S22, METZELER Sportech M9 RR, PIRELLI Diablo Rosso 3, DUNLOP Sportsmart MK3 & CONTINENTAL ContiSport Attack 4) on a BMW S1000R motorcycle fitted with a 120/70 ZR 17 front tyre and a 190/55 ZR 17 rear tyre.
 *** MICHELIN Power 5 best stability with a 47% reduction in weave amplitude compared to leading competitors. Based on in-house study, carried out under independent supervision on 11th March 2020 at the Fontange circuit (France), comparing hypersport tyres (MICHELIN Power 5, BRIDGESTONE Battlax Hypersport S22, METZELER Sportech M9 RR, PIRELLI Diablo Rosso 3, DUNLOP Sportsmart MK3 & CONTINENTAL ContiSport Attack 4) on a BMW S1000R motorcycle fitted with a 120/70 ZR 17 front tyre and a 190/55 ZR 17 rear tyre.

According to **PS magazine March 2021**, comparing the MICHELIN Power 5 against the BRIDGESTONE Battlax S22, CONTINENTAL SportAttack 4, DUNLOP Sportsmart TT, METZELER Sportec M9RR and PIRELLI Diablo Corsa II, with front dimensions 120/70ZR17 and rear dimensions 190/55ZR17 on the Yamaha YZF-R1. Test conducted at the Goodyear-dunlop circuit in Mireval (France).

In addition to the lead in dry handling, the MICHELIN Power 5 came first in its category on a wet surfaces !

According to **Motorrad magazine MARCH 2021**, comparing the Michelin Power 5 against BRIDGESTONE Battlax S22, CONTINENTAL SportAttack 4, DUNLOP Sportsmart TT, METZELER Sportec M9RR and PIRELLI Diablo Corsa II, with front dimensions 120/70ZR17 and rear dimensions 190/55ZR17 on the Yamaha YZF-R1. An every day wet and wear test done on road and on wet and dry track at the Goodyear-Dunlop circuit in Mireval (France)

The MICHELIN Power 5 came first in its category for a country road usage and on wet road.

Technical Data

MICHELIN PILOT POWER 3



**TIER
2**



Size	TL / TT	CAI
120/70 ZR 17 M/C (58W)	TL BMW OE	421457

TRACK ROAD

SPORTS PERFORMANCE FOR YOUR MOTORCYCLE



GRIP, EVEN ON WET SURFACES

MICHELIN 2CT Technology and MICHELIN 2CT+ Technology, combined with an optimum compound mix, provide excellent dry and wet grip.



GOOD CORNERING PERFORMANCE

The tire profile promotes agility and handling when cornering.

MICHELIN
RADIAL-X
TECHNOLOGY



MICHELIN
ARAMID SHIELD
TECHNOLOGY



Size	TL / TT	CAI
160/60 ZR 17 M/C (69W)	TL	011906
180/55 ZR 17 M/C (73W)	TL BMW OE	951109
190/50 ZR 17 M/C (73W)	TL	015450
190/55 ZR 17 M/C (75W)	TL	796739
240/45 ZR 17 M/C (82W)	TL	926270

MICHELIN PILOT POWER 2CT



**TIER
3**

**ORIGINAL
EQUIPMENT**

SWM : SM500
TM : SMR 125



Size	TL / TT	CAI
110/70 ZR 17 M/C (54W)	TL	031404
120/60 ZR 17 M/C (55W)	TL	925136
120/65 ZR 17 M/C (56W)	TL	854437
120/70 ZR 17 M/C (58W)	TL	461948

TRACK ROAD

FIRST TIRE TO USE DUAL COMPOUND IN OUR SPORTS RANGE



GRIP, EVEN ON WET SURFACES


MICHELIN 2CT Technology, combined with an optimum compound mix, provides excellent dry and wet grip.



STRAIGHT-LINE SAFETY

The casing of the MICHELIN Pilot Power 2CT tire enhances straight line stability.

MICHELIN
2CT
TECHNOLOGY



MICHELIN
RADIAL-X
TECHNOLOGY



Size	TL / TT	CAI
150/60 ZR 17 M/C (66W)	TL	353471
160/60 ZR 17 M/C (69W)	TL	405333
170/60 ZR 17 M/C (72W)	TL	076572
180/55 ZR 17 M/C (73W)	TL	565081
190/50 ZR 17 M/C (73W)	TL	091745
190/55 ZR 17 M/C (75W)	TL	549705



Track

Sport & Road

Off-Road

Urban Mobility

Accessories

Technical Data

SPORT & ROAD

SPORT TOURING

	ROAD TYPE		PERFORMANCE				
	URBAN	ROAD					
MOTO							
MICHELIN ROAD 6 NEW	████████████████████	████████████████████	★★★★★	★★★★★	★★★★★	★★★★★	★★★★★
MICHELIN ROAD 5	████████████████████	████████████████████	★★★★★	★★★★☆	★★★★☆	★★★★☆	★★★★★
MICHELIN PILOT ROAD 4	████████████████████	████████████████████	★★★★☆	★★★★☆	★★★★☆	★★★★☆	★★★★☆
MICHELIN PILOT STREET RADIAL	████████████████████	████████████████████	★★★★☆	★★★★☆	★★★★☆	★★★★☆	★★★★☆
MOTO GT							
MICHELIN ROAD 6 GT NEW	████████████████████	████████████████████	★★★★★	★★★★★	★★★★★	★★★★★	★★★★★
MICHELIN PILOT ROAD 4 GT	████████████████████	████████████████████	★★★★☆	★★★★☆	★★★★☆	★★★★☆	★★★★☆



DRY GRIP



WET GRIP



LONGEVITY



WET BRAKING DISTANCE



HANDLING

MICHELIN usage recommendations, Indicative performance rating for MICHELIN tires.



Track

Sport & Road

Off-Road

Urban Mobility

Accessories

Technical Data

NEW

MICHELIN ROAD 6

URBAN

ROAD

THE NEW **MUST-HAVE MICHELIN ROAD TIRE**



THE NEW VERSION OF THE ACCLAIMED MICHELIN ROAD TIRE*

The MICHELIN Road 6 benefits from 2 decades of constant innovation and the highest levels of expertise.



MORE WET GRIP!

+15% more grip than MICHELIN Road 5** in wet conditions thanks to 100% Silica Technology and a brand new tread pattern.



RIDE FOR LONGER!

The new high tech compound increases the longevity of the tire by 10% ***

TIER 1



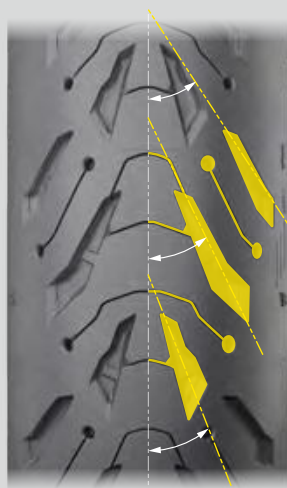
Size	TL / TT	CAI
120/70 ZR 17 M/C (58W)	TL	830256
110/70 ZR 17 M/C 54W	TL	618469
120/60 ZR 17 M/C (55W)	TL	009349
120/70 ZR 18 M/C (59W)	TL	411606
110/80 ZR 19 M/C (59W)	TL	055466
120/70 ZR 19 M/C (60W)	TL	749529

Size	TL / TT	CAI
150/70 ZR 17 M/C (69W)	TL	313146
140/70 ZR 17 M/C 66W	TL	782021
170/60 ZR 17 M/C (72W)	TL	774473
160/60 ZR 17 M/C (69W)	TL	834270
190/55 ZR 17 M/C (75W)	TL	579939
150/60 ZR 17 M/C 66W	TL	818332
180/55 ZR 17 M/C (73W)	TL	159304
190/50 ZR 17 M/C (73W)	TL	599184


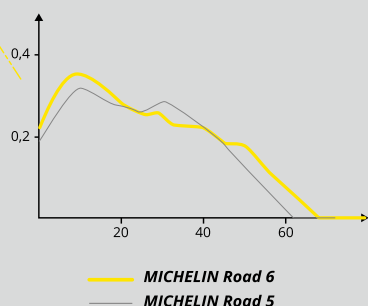
New grooves and sipes angles for a better transversal grip

MICHELIN
ADAPTIVE
DESIGN

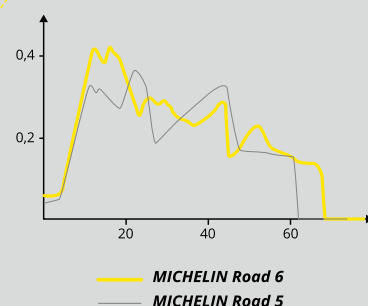
A constant void ratio whatever the line angle to insure a constant water evacuation.



Grooving rate
as a function of the curvilinear abscissa



Grooving rate
as a function of the curvilinear abscissa



Long lasting performance


MICHELIN
WATER EVERGRIP
TECHNOLOGY

3D sipes technology, to insure a constant water evacuation whatever worn tire.



New tire

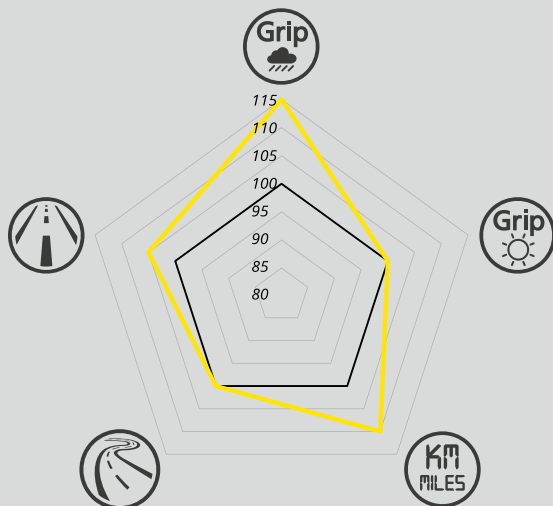
Wear over
kilometers



Worn tire

MICHELIN Road 6 versus MICHELIN Road 5

— MICHELIN Road 6 (Yellow line)
— MICHELIN Road 5 (Grey line)



* Recommended by 91% of MICHELIN Road 5 users. Verified Reviews, December 2020 - June 2021
 ** In-house comparisons of the MICHELIN Road 6 and MICHELIN Road 5 ranges conducted at Fontange track The 07 and 08/07/2020, Dimensions of the tires : 120/70 ZR 17 et 180/55 ZR 17 ROAD6, on a Suzuki 1250S Bandit and a Triumph Street Triple S 765. The 15/03/2021 & 21/05/2021, dimensions of the tires : 120/70 ZR 17 et 180/55 ZR 17 ROAD6, on a Suzuki 1250S Bandit. The 17/01/2020, dimensions of the tires : 120/70 ZR 17 et 180/55 ZR 17 ROAD6 GT, on a BMW R1200RT. The 17/09/2020, dimensions of the tires : 120/70 ZR 17 et 160/60 ZR 17 ROAD6, on a Kawasaki ER6n. The 17/01/2020, dimensions of the tires : 110/80 ZR 19 et 150/70 ZR 17 ROAD6, on a BMW R1200GS.»
 *** According to an independent test on open-road made by DEKRA Narbonne : 20/07/2020 to 07/08/2020, dimensions of the tires : 120/70 ZR 17 et 180/55 ZR 17 ROAD6, on a BMW K1300R. 17/08/2020 to 14/10/2020, dimensions of the tires : 120/70 ZR 17 et 180/55 ZR 17 ROAD6 GT, on a R1250RT loaded except top case. 28/09/2020 to 12/11/2020, dimensions of the tires : 120/70 ZR 17 et 160/60 ZR 17 ROAD6, Moto : Kawasaki 650Z (Gladius).

MICHELIN ROAD 5

URBAN

ROAD

THE MICHELIN ROAD TIRE THAT OFFERS **SAFETY AND RIDING ENJOYMENT, ON BOTH DRY AND WET SURFACES, EVEN AFTER 5000 KM (3107 MILES)***



EXCELLENT ON WET ROADS

With MICHELIN 2CT Technology, MICHELIN 2CT+ Technology and MICHELIN Water Evergrip Technology, the MICHELIN Road 5 tire provides excellent wet grip. Even after 5000 km (3107 miles).



MAXIMUM SAFETY

Even after 5000 km (3107 miles), the 3D progressive sipes provide improved braking on wet roads*.



RIDING ENJOYMENT

The MICHELIN Road 5 tire offers excellent performance with its patented MICHELIN Radial ACT+ Technology.

TIER 2

- BAJAJ** : DOMINAR 400
- BMW MOTORRAD** : R NINE T SCRAMBLER
- HONDA** : CB500 NAKED & SPORT
- KTM** : DUKE 125 / DUKE 250 / DUKE 390 / DUKE 790
- TRIUMPH** : TRIDENT
- TVS** : APACHE 310 RR
- YAMAHA** : MT07 / XSR 700

ORIGINAL EQUIPMENT

Can the MICHELIN Road 5 be mixed with other tires?

To ensure the best level of performance and safety, our ranges are developed based on a uniform fitting to the front and rear. It is therefore recommended that different ranges are not mixed on the same motorcycle. If different generations are mixed, it is advisable to fit the MICHELIN Road 5 to the front wheel.

Is the MICHELIN Road 5 a M+S (Mud and Snow) tire?

The MICHELIN Road 5 has not been designed for use in snow, ice and mud, but it still works effectively at temperatures as low as -5 degrees.

MICHELIN WATER EVERGRIP TECHNOLOGY



MICHELIN RADIAL-ACT+ TECHNOLOGY



MICHELIN ARAMID SHIELD TECHNOLOGY



MICHELIN 2CT TECHNOLOGY



MICHELIN 2CT+ TECHNOLOGY



Size	TL / TT	CAI
110/70 ZR 17 M/C 54W	TL	062312
120/60 ZR 17 M/C (55W)	TL	094996
120/70 ZR 17 M/C (58W)	HONDA & BMW OE TL	162459

* According to an independently-observed in-house test conducted at Michelin's Ladoux test track, in October 2017, comparing MICHELIN Road 5 tyres, used for 5636 km (3502 miles), with new MICHELIN Pilot Road 4 tyres on a Suzuki Bandit 1250.

Size	TL / TT	CAI
150/60 ZR 17 M/C 66W	TL	571086
150/70 ZR 17 M/C (69W)	TL	236462
160/60 ZR 17 M/C (69W)	HONDA OE TL	088877
180/55 ZR 17 M/C (73W)	BMW & YAMAHA OE TL	420895
190/50 ZR 17 M/C (73W)	TL	811140
190/55 ZR 17 M/C (75W)	TL	441445

MICHELIN

PILOT ROAD 4



URBAN

ROAD

SAFETY AND RIDING ENJOYMENT ON DRY AND WET SURFACES



SAFETY ON WET SURFACES

The patented MICHELIN Water Brake Technology provides enhanced grip on wet roads and slippery surfaces.



HIGHER MILEAGE

Rubber compounds created to make the tire longer-lasting than the previous generation.

TIER
3



BMW MOTORRAD : R1200 R
R1200 R5

YAMAHA : MT07 / MT07 TRACER

**ORIGINAL
EQUIPMENT**



MICHELIN
WATER SIPE
TECHNOLOGY



MICHELIN
WATER BRAKE
TECHNOLOGY



Size	TL / TT	CAI
120/60 ZR 17 M/C (55W)	TL	451037
120/70 ZR 17 M/C (58W)	TL	103565

Size	TL / TT	CAI
150/70 ZR 17 M/C (69W)	TL	282338
160/60 ZR 17 M/C (69W)	TL	099715
180/55 ZR 17 M/C (73W)	TL	694117
190/50 ZR 17 M/C (73W)	TL	866175
190/55 ZR 17 M/C (75W)	TL	029239



MICHELIN PILOT ROAD 3



URBAN

ROAD

SAFETY AND RIDING ENJOYMENT ON THE ROAD



WET GRIP

Wider contact patch.
First siped tire to use MICHELIN Water Sipe Technology to provide wet grip.



TIER
3



Size	TL / TT	CAI
110/70 ZR 17 M/C (54W)	TL	058630
120/70 ZR 17 M/C (58W)	TL	948428
110/80 ZR 18 M/C (58W)	TL	196815



Size	TL / TT	CAI
160/60 ZR 18 M/C (70W)	TL	463725

MICHELIN PILOT STREET RADIAL



URBAN

ROAD

RADIAL TECHNOLOGY FOR YOUR MOTORCYCLE



WIDER CONTACT PATCH

Optimized contact patch thanks to MICHELIN Radial-X Technology.

TIER
3

MOTO UP TO 600 CC

BMW MOTORRAD : G310R
HONDA : CB300

ORIGINAL
EQUIPMENT



Size	TL / TT	CAI	Tube
110/70 R 17 M/C 54H	TL/TT	401784	17MG
120/70 ZR 17 M/C (58W)	TL	152108	
120/70 R 17 M/C 58H	TL/TT	298796	17MG



Size	TL / TT	CAI	Tube
130/70 R 17 M/C 62H	TL/TT	269189	17MH
140/70 R 17 M/C 66H	TL/TT	566085	17MH
150/60 R 17 M/C 66H	TL/TT	720861	17MHR
160/60 R 17 M/C 69H	TL/TT	342211	17MH
160/60 ZR 17 M/C (69W)	TL	932566	
180/55 ZR 17 M/C (73W)	TL	813153	



Track

Sport & Road

Off-Road

Urban Mobility

Accessories

Technical Data

NEW

MICHELIN ROAD 6 GT

URBAN

ROAD

THE NEW TIRE FOR NEW ADVENTURES



EXPLORE FURTHER!

The new high tech compound increases the longevity of the tire by 10%***.



EVEN BETTER ON WET ROADS

+ 15 % more grip than MICHELIN Road 5 GT** in wet conditions thanks to 100% Silica Technology and a brand new tread pattern.



THE NEW VERSION OF THE ACCLAIMED MICHELIN ROAD TIRE*

The MICHELIN Road 6 GT benefits from 2 decades of constant innovation and the highest levels of expertise.

TIER 1


Is there a specific load recommendation for GT tires ?

Michelin advice to respect maximum load recommended by bike manufacturer.



Wear oriented

Wet oriented



Size	TL / TT	CAI
120/70 ZR 17 M/C (58W)	TL	695754

Size	TL / TT	CAI
180/55 ZR 17 M/C (73W)	TL	582220
190/50 ZR 17 M/C (73W)	TL	184761
190/55 ZR 17 M/C (75W)	TL	509890

* Recommended by 91% of MICHELIN Road 5 users. Verified Reviews, December 2020 - June 2021.

** compared to the MICHELIN Road 5



MICHELIN Road 6 GT

* Recommended by 91% of MICHELIN Road 5 users. Verified Reviews, December 2020 - June 2021

** In-house comparisons of the MICHELIN Road 6 and MICHELIN Road 5 ranges conducted at Fontange track: The 07 and 08/07/2020, Dimensions of the tires: 120/70 ZR 17 et 180/55 ZR 17 ROAD6, on a Suzuki 1250S Bandit and a Triumph Street Triple S 765. The 15/03/2021 & 21/05/2021, dimensions of the tires: 120/70 ZR 17 et 180/55 ZR 17 ROAD6, on a Suzuki 1250S Bandit. The 17/01/2020, dimensions of the tires: 120/70 ZR 17 et 180/55 ZR 17 ROAD6 GT, on a BMW R1200RT. The 17/09/2020, dimensions of the tires: 120/70 ZR 17 et 160/60 ZR 17 ROAD6, on a Kawasaki ER6n. The 17/01/2020, dimensions of the tires: 110/80 ZR 19 et 150/70 ZR 17 ROAD6, on a BMW R1200GS.»

*** According to an independent test on open-road made by DEKRA Narbonne: 20/07/2020 to 07/08/2020, dimensions of the tires: 120/70 ZR 17 et 180/55 ZR 17 ROAD6, on a BMW K1300R. 17/08/2020 to 14/10/2020, dimensions of the tires: 120/70 ZR 17 et 180/55 ZR 17 ROAD6 GT, on a R1250RT chargee sauf top case. 28/09/2020 to 12/11/2020, dimensions of the tires: 120/70 ZR 17 et 160/60 ZR 17 ROAD6, Moto: Kawasaki 650Z (Gladius).»

Track

Sport & Road

Off-Road

MICHELIN PILOT ROAD 4 GT



URBAN

ROAD

YOUR GT BIKE IS SAFE AND FUN TO RIDE ON DRY AND WET SURFACES



SAFETY ON WET SURFACES

The patented MICHELIN Water Brake Technology provides enhanced grip on wet roads and slippery surfaces.



ENHANCED SAFETY

Even greater safety and comfort with MICHELIN Radial 2AT Technology which combines bias and radial technologies and provides enhanced stability for GT bikes.



TIER
2

ORIGINAL
EQUIPMENT

YAMAHA
MT-09
FJR 1300



MICHELIN
WATER SIBE
TECHNOLOGY



Size	TL / TT	CAI
120/70 ZR 17 M/C (58W)	BMW OE TL	429567



MICHELIN
WATER BRAKE
TECHNOLOGY



Size	TL / TT	CAI
170/60 ZR 17 M/C (72W)	TL	534051
180/55 ZR 17 M/C (73W)	BMW OE TL	024138
190/55 ZR 17 M/C (75W)	TL	271932

Urban Mobility

Accessories

Technical Data

SPORT & ROAD *RETRO CLASSIC*



MICHELIN ROAD CLASSIC



URBAN

ROAD

**MODERN TECHNOLOGIES TO MAKE
THE MOST OF YOUR CLASSIC BIKE!**



50% MORE WET GRIP THAN THE PREVIOUS GENERATION*

A compound mix incorporating MICHELIN Silica Technology, an innovation which combined with a 26% void ratio gives 50% more wet grip than the previous generation*



50% MORE CORNERING STABILITY AND 40% MORE STRAIGHT-LINE STABILITY THAN THE PREVIOUS GENERATION**

Thanks to its Bias-belted technology and bias casing supported by two crown plies give the MICHELIN Road Classic tire 50% more stability when cornering and 40% more straight-line stability than the previous generation.**

**TIER
1**



BIAS-BELTED TECHNOLOGY



Size	TL / TT	CAI	Tubes
100/80 B 17 M/C 52H	TL	133164	17ME (143858)
110/70 B 17 M/C 54H	TL	259439	17MG (306786)
110/80 B 17 M/C 57V	TL	447169	17MG (306786)
100/90 - 18 M/C 56H	TL	301424	18ME (718703)
110/80 B 18 M/C 58V	TL	603265	18MF (929348)
110/90 B 18 M/C 61V	TL	658195	18MF (929348)
90/90 B 18 M/C 51H	TL	532828	18ME (718703)
100/90 B 19 M/C 57V	TL	740499	19MF (032532)
3.25 B 19 54H	TL	960520	19MF (032532)

Size	TL / TT	CAI	Tubes
130/70 B 17 M/C 62H	TL	396007	17MH (166806)
130/80 B 17 M/C 65H	TL	638404	17MH (166806)
130/90 B 17 M/C 68V	TL	088531	17MI (899702)
140/80 B 17 M/C 69V	TL	660026	17MI (899702)
150/70 B 17 M/C 69V	TL	003853	17MI (899702)
150/70 R 17 M/C 69H	TL	682937	17MI (899702)
120/90 B 18 M/C 65V	TL	149239	18MG (410943)
130/70 B 18 M/C 63H	TL	455301	18MG (410943)
130/80 B 18 M/C 66V	TL	592450	18MG (410943)
4.00 B 18 64H	TL	460644	18MG (410943)


It is possible to feet TL tires with tubes.

* In-house comparison of the MICHELIN Road Classic and MICHELIN Pilot Activ ranges conducted on 16/06/2020 at the Fontange track (France) with front dimension 100/90 B19 and rear dimension 130/80 B17 on a Triumph Bonneville T100.

** In-house comparison of the MICHELIN Road Classic and MICHELIN Pilot Activ ranges conducted on 22/06/2020 at the Ladoux track (France) with front dimension 100/90 B19 and rear dimension 130/80 B17 on a Triumph Bonneville T100.

SPORT & ROAD CRUISER

	STYLE	ROAD TYPE		PERFORMANCE				
		URBAN	ROAD	KM MILES	Grip	Grip	Wet Braking Distance	Handling
MICHELIN COMMANDER III CRUISER	CRUISER	██████████	██████████	★★★★☆	★★★★★	★★★★★	★★★★★	★★★★★
MICHELIN COMMANDER III TOURING	TOURING	██████████	██████████	★★★★★	★★★★☆	★★★★★	★★★★★	★★★★★
MICHELIN COMMANDER II	CRUISER & TOURING	██████████	██████████	★★★★☆	★★★★☆	★★★★★	★★★★☆	★★★★☆

MICHELIN SCORCHER ADVENTURE		██████████	██████████	<p>MICHELIN SCORCHER, THE ORIGINAL EQUIPMENT CODEVELOPED, HOMOLOGATED AND BRANDED BY HARLEY-DAVIDSON®</p> <p>EACH TIRE IS DEVELOPED TO COMPLEMENT PERFECTLY THE HARLEY DAVIDSON MODEL IT'S DESIGNED FOR.</p>
MICHELIN SCORCHER SPORT		██████████	██████████	
MICHELIN SCORCHER 11		██████████	██████████	
MICHELIN SCORCHER 21		██████████	██████████	
MICHELIN SCORCHER 31		██████████	██████████	
MICHELIN SCORCHER 32		██████████	██████████	



LONGEVITY



WET GRIP



DRY GRIP



WET BRAKING DISTANCE



HANDLING

MICHELIN usage recommendations, Indicative performance rating for MICHELIN tires.



Track

Sport & Road

Off-Road

Urban Mobility

Accessories

Technical Data

MICHELIN COMMANDER III CRUISER



URBAN

ROAD

WET GRIP, LONGEVITY AND HANDLING PERFORMANCE FOR YOUR CRUISER BIKE



THE BEST IN ITS CATEGORY ON WET SURFACES*

Exceptional wet grip*, due to a compound mix incorporating MICHELIN Silica Technology combined with a void ratio 3% higher than that of the MICHELIN COMMANDER II front tire.*



LONGEVITY CONTINUED FROM THE MICHELIN COMMANDER II TIRE

Longevity continued from the MICHELIN COMMANDER II tire with a new profile improving the contact patch.



NEW PROFILE MAKES FOR EXCELLENT HANDLING

MICHELIN Aramid Shield Technology combined with its new profile give the MICHELIN COMMANDER III Cruiser tire enhanced handling when cornering, exceeding that of the MICHELIN COMMANDER II tire*.

TIER
1

MICHELIN
PREMIUM TOUCH
DESIGN



MICHELIN
SILICA
TECHNOLOGY



MICHELIN
ARAMID SHIELD
TECHNOLOGY



Size	TL / TT	CAI	Tubes
80/90 - 21 M/C 54H REINF	TL/TT	087823	21MD (CAI 206108)
90/90 - 21 M/C 54H	TL/TT	838241	21 MD
100/90 B 19 M/C 57H	TL/TT	469040	19MF
110/90 B 19 M/C 62H	TL/TT	077968	19MF
140/75 R 17 M/C 67V	TL	488163	
130/90 B 16 M/C 73H REINF	TL/TT	205341	16MI

Size	TL / TT	CAI	Tubes
180/70 B 15 M/C 76H	TL/TT	999381	15MJ (CAI 012116)
170/80 B 15 M/C 77H	TL/TT	307669	15MJ (CAI 012116)
140/90 B 15 M/C 76H REINF	TL/TT	330228	15MJ (CAI 012116)
150/90 B 15 M/C 74H	TL/TT	821706	15MJ (CAI 012116)
150/80 B 16 M/C 77H REINF	TL/TT	797694	16MI
130/90 B 16 M/C 73H REINF	TL/TT	234596	16MI
140/90 B 16 M/C 77H REINF	TL/TT	698455	16MI
200/55 R 17 M/C 78V	TL	292667	
160/70 B 17 M/C 73V	TL/TT	497307	17MI (CAI 899702)

*According to Motorrad magazine JUNE 2020. MICHELIN Commander III Cruiser came top in the test when up against the Metzeler Cruisetec, Bridgestone Battlecruise H50, Continental ContiTour, Mistas Custom Force, Pirelli Night Dragon GT and Dunlop D401, with front dimensions 130/90 B16 and rear dimensions 150/80 B16 and an Harley-Davidson FLHCS Heritage Classic 114. Test conducted at the Bridgestone test facility in Nettuno, near Rome. The MICHELIN Commander III Cruiser came first in its category on 3 specific criteria on a wet surface: greatest lean angle, shortest braking distance and best lap time!



Track

Sport & Road

Off-Road

Urban Mobility

Accessories

Technical Data

MICHELIN COMMANDER III TOURING



URBAN

ROAD

LONGEVITY, WET GRIP AND HANDLING PERFORMANCE FOR YOUR TOURING BIKE



LONGEVITY CONTINUED FROM THE MICHELIN COMMANDER II TIRE

Longevity continued from the MICHELIN COMMANDER II tire, even with loaded bikes, due to a new compound mix incorporating MICHELIN Silica Technology and optimization of the contact patch.



IMPROVED GRIP IN COMPARISON WITH THE MICHELIN COMMANDER II

The MICHELIN Silica Technology provides enhanced wet grip* in comparison with the MICHELIN COMMANDER II tire.



NEW PROFILE MAKES FOR EXCELLENT HANDLING

MICHELIN Aramid Shield Technology combined with its new profile give the MICHELIN COMMANDER III Touring tire enhanced handling when cornering, exceeding that of the MICHELIN COMMANDER II tire*.

**TIER
1**

BMW MOTORRAD
R18 / R18 CLASSIC / R18 B
R18 TRANSCONTINENTAL

**ORIGINAL
EQUIPMENT**

MICHELIN
PREMIUM TOUCH
DESIGN



MICHELIN
SILICA
TECHNOLOGY



MICHELIN
ARAMID SHIELD
TECHNOLOGY



Size	TL / TT	CAI	Tubes
130/90 B 16 M/C 73H REINF	TL/TT	833296	16M2
MT90 B 16 M/C 72H	TL/TT	774369	16M1
130/80 B 17 M/C 65H	TL/TT	292316	17MH (CAI 166806)
130/70 B 18 M/C 63H	TL/TT	530941	18MG (CAI 410943)
120/70 R 19 M/C 60V	TL/TT	855243	19MF
130/60 B 19 M/C 61H	TL/TT	281282	19MF (CAI 032532)
MH90 - 21 M/C 54H	TL/TT	568477	21MD (CAI 206108) / 21MD HD TALC (CAI 888125)
120/70 B 21 M/C 68H REINF	TL/TT	382734	21MF (CAI 784762)

Size	TL / TT	CAI	Tubes
180/65 B 16 M/C 81H REINF	TL/TT	420712	16MJ (CAI 043757)
MU85 B 16 M/C 77H REINF	TL/TT	521409	16M1
MT90 B 16 M/C 74H REINF	TL/TT	985206	16M1
180/55 B 18 M/C 80H REINF	TL/TT	392099	18M1 (CAI 920615)

*In-house comparison of the MICHELIN COMMANDER II and MICHELIN COMMANDER III Touring ranges conducted on 23/05/2019 at the Fontange track (France) with front dimension 130/80 B17 65 H and rear dimension 180/65 B16 80 H on a Harley Davidson Electra Glide.

MICHELIN COMMANDER II



URBAN

ROAD

LONGEVITY AND HANDLING PERFORMANCE FOR CUSTOM, CRUISER AND TOURING BIKES



LONGER LASTING

The compound mix of the MICHELIN COMMANDER II tire ensures long lasting performance.



HANDLING AND RIDING ENJOYMENT

The MICHELIN Aramid Shield Technology of the MICHELIN COMMANDER II tire ensures good handling and riding enjoyment.

MICHELIN
ARAMID SHIELD
TECHNOLOGY



TIER
2



Size	TL / TT	CAI	Tubes
130/90 B 16 M/C 73H REINF	TL/TT	465548	16MI2
120/90 B 17 M/C 64S	TL/TT	938253	17MH
130/80 B 17 M/C 65H	TL/TT	701621	17MH
140/80 B 17 M/C 69H	TL/TT	704451	17MI
110/90 B 18 M/C 61H	TL/TT	440376	18MF
100/90 B 19 M/C 57H	TL/TT	325101	19MF
120/70 ZR 19 M/C 60W	TL/TT	540829	
90/90 - 21 M/C 54H	TL/TT	999082	21MD
80/90 - 21 M/C 54H REINF	TL/TT	735219	21MD



Size	TL / TT	CAI	Tubes
170/80 B 15 M/C 77H	TL/TT	102708	15MJ
180/65 B 16 M/C 81H REINF	TL/TT	152619	
150/80 B 16 M/C 77H REINF	TL/TT	849199	16MI2
130/90 B 16 M/C 73H REINF	TL/TT	155624	16MI2
140/90 B 16 M/C 77H REINF	TL/TT	362316	16MI2
160/70 B 17 M/C 73V	TL/TT	184801	17MI
150/70 B 18 M/C 76H REINF	TL/TT	323613	
240/40 R 18 M/C 79V	TL	596934	



IS THERE A SPECIFIC LOAD RECOMMENDATION FOR MICHELIN COMMANDER III?

Michelin advice to respect maximum load recommended by bike manufacturer.

IF THE VEHICLE IS OVER LOADED (IN REFERENCE OF THE MANUFACTURER RECOMMENDATIONS), TIRE FAILURE AND LOSS OF CONTROL OF THE VEHICLE CAN HAPPEN.



MICHELIN SCORCHER THE ORIGINAL EQUIPMENT FOR HARLEY-DAVIDSON®

Co-developed, homologated and branded by Harley-Davidson®

Each Michelin and Harley-Davidson development has its own approach by working in virtual loops very early on, during the design and development phases. Thanks to their respective modeling capabilities, the two entities were able to develop a new range of motorcycles and the ideal tires for it simultaneously, before carrying out a battery of tests to perfect the fit, evaluate other options and finalize convergence. This process of virtual co-design and simulation ensured that each motorcycle and its tires were perfectly matched.

MICHELIN SCORCHER ADVENTURE



ORIGINAL EQUIPMENT

PAN AMERICA™

MICHELIN SILICA TECHNOLOGY



MICHELIN ARAMID SHIELD TECHNOLOGY



THE CUSTOM-DESIGNED TIRE FOR THE FIRST HARLEY-DAVIDSON® ADVENTURE TOURING MOTORCYCLE



EXCEPTIONAL HIGH-SPEED STABILITY

Integration of MICHELIN Bridge Block Technology™ and MICHELIN 2CT+ Technology in the rear tire provides a new level of on-road stability.



PRECISE HANDLING AND LONG-LASTING PERFORMANCE

Michelin's innovative 2CT and 2CT+ technologies, an all-new tread pattern and an optimised profile provides precise handling and performance mile after mile.



UNCOMPROMISING OFF-ROAD TRACTION

Fully grooved geometric tread pattern delivers confidence inspiring traction off-road.



MICHELIN 2CT TECHNOLOGY



MICHELIN 2CT+ TECHNOLOGY



Size	TL / TT	CAI
120/70 R 19 M/C 60V	TL	956700

Size	TL / TT	CAI
170/60 R 17 M/C 72V	TL	637915



MICHELIN SCORCHER SPORT



**ORIGINAL
EQUIPMENT**

LIVEWIRE®

THE TIRE FOR HARLEY-DAVIDSON®'S NEW HIGH-PERFORMANCE MOTORCYCLES



LONG LASTING PERFORMANCE IN WET AND DRY

The most advanced MICHELIN 2CT Technology and MICHELIN 2CT+ Technology ever used in MICHELIN Scorchers tires provide excellent levels of wet and dry grip with wear resistance in the center of the tread and optimized grip on the shoulders.



MAXIMUM HANDLING PERFORMANCE

Tuned MICHELIN Radial-X casing for maximum handling performance from Harley-Davidson®'s high performance motorcycles.



DISTINCTIVE STYLING

The co-designed tread pattern and co-branded sidewall with MICHELIN Premium Touch Design complement the styling of Harley-Davidson® motorcycles.

MICHELIN
PREMIUM TOUCH
DESIGN




MICHELIN
SILICA
TECHNOLOGY



MICHELIN
ARAMID SHIELD
TECHNOLOGY



MICHELIN
2CT
TECHNOLOGY



Size	TL / TT	CAI
120/70 ZR 17 M/C (58W)	TL	475979



MICHELIN
2CT+
TECHNOLOGY



Size	TL / TT	CAI
180/55 ZR 17 M/C (73W)	TL	617337



MICHELIN SCORCHER 11



ORIGINAL EQUIPMENT

FAT BOY 114
STREET 500 & 750
SUPERLOW / FXDR 114
BREAKOUT 114
SPORTSTER SUPERLOW

THE ORIGINAL EQUIPMENT MICHELIN® TIRE FOR OPTIMAL HANDLING AND OUTSTANDING GRIP ON HARLEY-DAVIDSON® CRUISER MOTORCYCLES



EXCELLENT GRIP

Semi-slick tread pattern for excellent adhesion on dry roads. Optimized tread groove design for dependable wet grip.



GREAT TREADLIFE

Newly developed rubber compounds combine durability and high performance.



PRECISE HANDLING

The latest generation of MICHELIN radial technology allows for easy maneuverability and impressive agility.

MICHELIN ARAMID SHIELD TECHNOLOGY



Size	TL / TT	CAI
100/80 - 17 M/C 52H	TL	420386
140/75 R 17 M/C 67V	TL	567465
160/60 R 18 M/C 70V	TL	397891
120/70 ZR 19 M/C 60W	TL/TT	054571
130/60 B 21 M/C 63H	TL	471253



Size	TL / TT	CAI
140/75 R 15 M/C 65H	TL	232516
150/60 ZR 17 M/C (66W)	TL	559849
200/55 R 17 M/C 78V	TL	627088
180/55 R 17 M/C (73W)	TL	206030
240/40 R 18 M/C 79V	TL	897924

MICHELIN SCORCHER 21



ORIGINAL EQUIPMENT

STREET ROD®

THE CRUISER LOOK WITH AGILITY AND WET GRIP FOR THE HARLEY-DAVIDSON® STREET ROD™ MODEL

TRADITIONAL CRUISER DESIGN

Exclusive co-branded tread design from the popular MICHELIN® Scorchers® 31 tire.



SPORTY FEEL AND URBAN AGILITY

A lightweight feel and remarkable handling at all speeds.



MICHELIN SILICA TECHNOLOGY

The mix of silica-rich rubber compounds provide excellent grip on wet surfaces.

MICHELIN SILICA TECHNOLOGY



Size	TL / TT	CAI
120/70 R 17 M/C 58V	TL	163575



Size	TL / TT	CAI
160/60 R 17 M/C 69V	TL	624733

MICHELIN SCORCHER 31



ORIGINAL EQUIPMENT

LOW RIDER & LOW RIDER S
IRON 883
IRON 1200
FORTY-EIGHT & FORTY-EIGHT SPECIAL
SPORTSTER 1200 CUSTOM
SPORT GLIDE

THE ORIGINAL EQUIPMENT MICHELIN® TIRE FOR SUPERIOR PERFORMANCE AND EVEN TREAD WEAR



CRUISE WITH CONFIDENCE

Know-how from Michelin's decades of road-racing experience, provides good grip on both wet and dry roads.



EXCEPTIONAL COMFORT AND HANDLING

A supple casing design and an adapted profile promote nimble handling on winding roads.

MICHELIN ARAMID SHIELD TECHNOLOGY



Size	TL / TT	CAI	Tube
130/90 B 16 M/C 73H REINF	TL/TT	359328	16MI
130/80 B 17 M/C 65H	TL/TT	682482	17MH
130/70 B 18 M/C 63H	TL/TT	559098	18MG
100/90 B 19 M/C 57H	TL/TT	986404	19MF HD
110/90 B 19 M/C 62H	TL	569118	
130/60 B 19 M/C 61H	TL/TT	605796	19MF
80/90 - 21 M/C 54H REINF	TL/TT	705949	21MD



Size	TL / TT	CAI	Tube
150/80 B 16 M/C 77H REINF	TL/TT	193056	16MI2
180/65 B 16 M/C 81H REINF	TL/TT	781067	
180/70 B 16 M/C 77H	TL	718252	
160/70 B 17 M/C 73V	TL/TT	825755	17MI
180/60 B 17 M/C 75V	TL/TT	460388	17MI

MICHELIN SCORCHER 32



ORIGINAL EQUIPMENT

FAT BOB®

THE ORIGINAL EQUIPMENT MICHELIN® TIRE FOR HARLEY-DAVIDSON® FAT BOB® MOTORCYCLES



IMPRESSIVE DURABILITY

Innovative "reverse" tread design for superb tread life and even wear patterns.



AGILE HANDLING AND SMOOTH RIDE

The MICHELIN® Scorchers® 32 tires maximize the ride and handling of your Fat Bob® motorcycle.



DEPENDABLE GRIP

Generously grooved tread patterns for good traction on wet or dry roads

MICHELIN ARAMID SHIELD TECHNOLOGY



Size	TL / TT	CAI	Tube
130/90 B 16 M/C 73H REINF	TL/TT	052653	16MI2



Size	TL / TT	CAI
180/70 B 16 M/C 77H	TL/TT	084161



Track

Sport & Road

Off-Road

Urban Mobility

Accessories

Technical Data

SPORT & ROAD TRAIL

	ROAD TYPE	
	ROAD	OFF-ROAD
TRAIL > 600 CC		
MICHELIN NEW ROAD 6	100%	0%
MICHELIN ANAKEE III	90%	10%
MICHELIN ANAKEE ADVENTURE	80%	20%
MICHELIN ANAKEE WILD	50%	50%
TRAIL < 600 CC		
MICHELIN ANAKEE STREET	80%	20%

MICHELIN usage recommendations, Indicative performance rating for MICHELIN tires.



Track

Sport & Road

Off-Road

Urban Mobility

Accessories

Technical Data

MICHELIN ROAD 6

ROAD

OFF-ROAD

THE NEW **MUST-HAVE MICHELIN ROAD TIRE**



THE NEW VERSION OF THE ACCLAIMED MICHELIN ROAD TIRE*

The MICHELIN Road 6 benefits from 2 decades of constant innovation and the highest levels of expertise.



MORE WET GRIP!

+15% more grip than MICHELIN Road 5** in wet conditions thanks to 100% Silica Technology and a brand new tread pattern.



RIDE FOR LONGER!

The new high tech compound increases the longevity of the tire by 10% ***



Wear oriented

Wet oriented



Size	TL / TT	CAI
110/80 ZR 19 M/C (59W)	TL	055466
120/70 ZR 19 M/C (60W)	TL	749529

Size	TL / TT	CAI
150/70 ZR 17 M/C (69W)	TL	313146
170/60 ZR 17 M/C (72W)	TL	774473

* Recommended by 91% of MICHELIN Road 5 users. Verified Reviews, December 2020 - June 2021

** In-house comparisons of the MICHELIN Road 6 and MICHELIN Road 5 ranges conducted at Fontange track The 07 and 08/07/2020, Dimensions of the tires : 120/70 ZR 17 et 180/55 ZR 17 ROAD6, on a Suzuki 1250S Bandit and a Triumph Street Triple S 765. The 15/03/2021 & 21/05/2021, dimensions of the tires : 120/70 ZR 17 et 180/55 ZR 17 ROAD6, on a Suzuki 1250S Bandit. The 17/01/2020, dimensions of the tires : 120/70 ZR 17 et 180/55 ZR 17 ROAD6 GT, on a BMW R1200RT. The 17/09/2020, dimensions of the tires : 120/70 ZR 17 et 160/60 ZR 17 ROAD6, on a Kawasaki ER6n. The 17/01/2020, dimensions of the tires : 110/80 ZR 19 et 150/70 ZR 17 ROAD6, on a BMW R1200GS.»

*** According to an independent test on open-road made by DEKRA Narbonne : 20/07/2020 to 07/08/2020, dimensions of the tires : 120/70 ZR 17 et 180/55 ZR 17 ROAD6, on a BMW K1300R. 17/08/2020 to 14/10/2020, dimensions of the tires : 120/70 ZR 17 et 180/55 ZR 17 ROAD6 GT, on a R1250RT loaded except top case. 28/09/2020 to 12/11/2020, dimensions of the tires : 120/70 ZR 17 et 160/60 ZR 17 ROAD6, Moto : Kawasaki 650Z (Gladius).

MICHELIN

ANAKEE III



THE TRAIL TIRE DESIGNED FOR MOSTLY ROAD USE THAT STILL PERFORMS OFF-ROAD



DRY AND WET GRIP

Its innovative tread incorporating 3D indentations provides good dry or wet grip.



LONGER-LASTING

Rubber compounds processed to make the MICHELIN Anakee 3 tire longer-lasting.

BMW MOTORRAD
F 800 GS / F 800 GS ADVENTURE
F 850 GS / F 750 GS

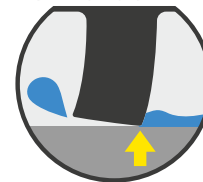
ORIGINAL EQUIPMENT



MICHELIN WATER EVERGRIP TECHNOLOGY



MICHELIN WATER SIPE TECHNOLOGY



Size		TL / TT	CAI	Tubes
110/80 R 19 M/C 59V	BMW OE	TL/TT	004703	19MF
120/70 R 19 M/C 60V		TL/TT	258411	19MF
90/90 - 21 M/C 54V	BMW OE	TL/TT	118941	21MD

Size		TL / TT	CAI	Tubes
150/70 R 17 M/C 69V	BMW OE	TL/TT	587206	17MI
170/60 R 17 M/C 72V		TL/TT	280499	NONE

MICHELIN

ANAKEE ADVENTURE



ROAD

OFF-ROAD

THE TRAIL TIRE DESIGNED FOR ON-ROAD AND OFF-ROAD USE



ENHANCED GRIP

The MICHELIN 2CT Technology and MICHELIN 2CT+ Technology combined with the MICHELIN Silica Technology, provide good dry and wet grip.



NEW PROFILE MAKES FOR REMARKABLE HANDLING AND STABILITY

The new profile of the MICHELIN Anakee Adventure tire enhances handling when cornering, straight-line stability and riding enjoyment. Tire approved by BMW for the R 1250 GS.



FOR ON-ROAD AND OFF-ROAD USE

The tread void ratio, grooved tread pattern and M+S marking make it equally at home on-road and off-road.

BMW MOTORRAD : R1250 GS

KTM : 790 ADVENTURE, 390 ADVENTURE

MOTO GUZZI : V85 TT

TRIUMPH : STREET SCRAMBLER, TIGER 850 SPORT, TIGER 900 GT

ORIGINAL EQUIPMENT



According to the **MOTORRAD enduro tire test issue 13/2019**, 3500 km wet and wear test, carried out on country roads, over 6 days, from Stuttgart to Rome, comparing the MICHELIN Anakee Adventure tire to the BRIDGESTONE Battlax A41, CONTINENTAL TrailAttack3, DUNLOP Trailsmart Max, METZELER Tourance Next and PIRELLI Scorpion Trail III with dimensions 120/70 R19 at the front and 170 / 60R17 at the rear on a BMW R1250 GS. **The MICHELIN Anakee Adventure received the rating «Excellent» with 316 points out of a total of 350 possible points.**



MICHELIN 2CT TECHNOLOGY



MICHELIN 2CT+ TECHNOLOGY



Size	TL / TT	CAI	Tubes
120/70 R 17 M/C 58V	TL/TT	585294	17MG
110/80 R 18 M/C 58V	TL/TT	920596	18MF, 18MG
100/90 - 19 M/C 57V	TL/TT	034151	19MF
110/80 R 19 M/C 59V	TL/TT	580026	19MF
120/70 R 19 M/C 60V	TL/TT	993727	19MF
90/90 - 21 M/C 54V	TL/TT	294501	21MD

Size	TL / TT	CAI	Tubes
130/80 R 17 M/C 65H	TL/TT	688509	17MH
140/80 R 17 M/C 69H	TL/TT	156429	17MI
150/70 R 17 M/C 69V	TL/TT	429465	17MI
NEW 160/60 R 17 M/C 69V	TL/TT	462141	17MHR
170/60 R 17 M/C 72V	TL/TT	139513	17MI
180/55 R 17 M/C 73V	TL/TT	845259	16MI
150/70 R 18 M/C 70V	TL/TT	966727	18MG

MICHELIN

ANAKEE WILD



ORIGINAL EQUIPMENT

ELECTRIC MOTION:
ETREK
SWM: RS 125
FANTIC: CABALLERO RALLY /
ENDURO XE 50



THE MOST ADVENTUROUS OF OUR TRAIL TIRES



VERY PRECISE STEERING

MICHELIN Radial-X Technology, used for the first time on a Michelin knobby tire, makes for on-road stability and rider comfort.



LONG-LASTING

Its optimised tread depth and new compound mix ensure this tire is long-lasting.



RESISTANCE TO DAMAGE

Its reinforced radial technology casing makes this tire extremely resistant to damage



Size	TL / TT	CAI	Tubes
110/80 R 19 M/C 59R	TL/TT	884521	19MF
120/70 R 19 M/C 60R	TL/TT	132247	19MF
80/90 - 21 M/C 48S	TT	270232	21MD
90/90 - 21 M/C 54R	TL/TT	585707	21MD



Size	TL / TT	CAI	Tubes
130/80 - 17 M/C 65R	TL/TT	036642	17MH
140/80 - 17 M/C 69R	TL/TT	722565	17MI
150/70 R 17 M/C 69R	TL/TT	932033	17MI
170/60 R 17 M/C 72R	TL/TT	999843	17MI
110/80 - 18 M/C 58S	TT	541241	18MF, 18MG
120/80 - 18 M/C 62S	TT	538764	18MF, 18MG
130/80 - 18 M/C 66S	TT	821657	18MG
140/80 - 18 M/C 70R	TL/TT	716077	18MGR
150/70 R 18 M/C 70R	TL/TT	348562	18MG



MICHELIN ANAKEE STREET



ROAD

OFF-ROAD

THE TIRE DESIGNED FOR BOTH ROADS AND TRAILS



SAFETY ON THE ROAD

Excellent stability and handling thanks to the imposing indented tread blocks, helping to make them more robust off road



CONTROL ON TRAILS

Optimized tread pattern for grip and even wear whatever the terrain. Directional V-shaped tread layout gives optimum road-holding, on or off tarmac.

TRAIL < 600 CC

APRILIA
ON/OFF COMPATTO

ORIGINAL
EQUIPMENT



Size	TL / TT	CAI
80/90 - 21 M/C 48S	TL	631152
NEW 90/90 - 21 M/C 54T	TL	490112
90/90 - 19 M/C 52P	TL	742388



Size	TL / TT	CAI
110/80 - 18 M/C 58S	TL	509515
110/90 - 17 M/C 60P	TL	211547
120/80 - 18 M/C 62T	TL	920723
120/90 - 17 M/C 64T	TL	775950
130/80 - 17 M/C 65T	TL	177836
130/70 - 13 M/C 57P	TL	363927



Size	TL / TT	CAI
80/100 - 18 M/C 47P	TL	326398
90/90 - 18 M/C 57P REINF	TL	112566
100/90 - 18 M/C 56P	TL	920488
80/80 - 17 M/C 46P REINF	TL	524918
90/80 - 17 M/C 53P REINF	TL	968546
NEW 90/90 - 17 M/C 49S	TL	666914
NEW 2.25 - 17 38P REINF	TT	132307
NEW 2.50 - 17 43P REINF	TT	202324
NEW 2.75 - 17 47P REINF	TT	479452
NEW 3.00 - 17 50P REINF	TT	327263
NEW 80/80 - 16 M/C 45S REINF	TL	829500
NEW 90/80 - 16 M/C 51S REINF	TL	621334
80/80 - 14 M/C 43P REINF	TL	655113
80/90 - 14 M/C 46P REINF	TL	224770
90/80 - 14 M/C 49P REINF	TL	776362
NEW 100/90 - 14 M/C 57P REINF	TL	279163
90/90 - 14 M/C 52P REINF	TL	413011
100/80 - 14 M/C 48P	TL	943988
110/80 - 14 M/C 59P REINF	TL	571449
110/80 - 14 M/C 53P	TL	306548
NEW 120/70 - 14 M/C 61P REINF	TL	003956



Track

Sport & Road

Off-Road

Urban Mobility

Accessories

Technical Data

OFF-ROAD

MOTOCROSS

88

MICHELIN STARCROSS 6 RANGE
MICHELIN STARCROSS 5 RANGE
JUNIOR RANGE

90
100
102

ENDURO

104

FIM
ENDURO RANGE

106
108



LEASURE	112	MICHELIN TRACKER	113
RALLYE	114	DESERT RACE DESERT RACE BAJA	115 115
TRIAL	116	MICHELIN TRAIL RANGE	117
MICHELIN BIB MOUSSE	118		

Track

Sport & Road

Off-Road



Urban Mobility

Accessories

Technical Data

COMPETITION INVOLVEMENT



MOTOCROSS:



7 WORLD TITLES



1 WORLD TITLE IN THE FEMALE CHAMPIONSHIP
(2016, Livia Lancelot)

ENDURO:



MORE THAN 40 WORLD CHAMPION TITLES
since 1987

DAKAR:



36 VICTORIES SINCE 1979
with 18 consecutive victories with KTM between 2001 and 2019





ENDURO EXTREME

FIM HARD ENDURO WORLD CHAMPIONSHIP:



Michelin **WINNER OF THE FIRST TWO EDITIONS:**
2018 Billy Bolt (Rockstar Energy Husqvarna Factory Racing)
2019 Manuel Lettenbichler (KTM) with **MICHELIN Enduro Xtrem**

TRIAL & XTRIAL:



39 OUTDOOR TRIAL WORLD CHAMPIONSHIP TITLES
between 1981 and 2020



20 INDOOR TRIAL WORLD CHAMPIONSHIP between 2002 and 2020



Track

Sport & Road

Off-Road

Urban Mobility

Accessories

Technical Data





Track

Sport & Road

Off-Road

Urban Mobility

Accessories

Technical Data

OFF-ROAD MOTOCROSS



	ROAD LEGAL	TERRAIN				
		SAND	MUD	SOFT	INTERMEDIATE	HARD
MOTOCROSS						
MICHELIN NEW STARCROSS 6 SAND		██████████				
MICHELIN NEW STARCROSS 6 MUD - REAR		██████	██████████			
MICHELIN NEW STARCROSS 6 MS - FRONT		██████	██████████	██████		
MICHELIN NEW STARCROSS 6 MS - REAR			██████	██████████	██████	
MICHELIN NEW STARCROSS 6 MH				██████	██████████	
MICHELIN NEW STARCROSS 6 HARD					██████	██████████
MICHELIN STARCROSS 5 SAND		██████████				
MICHELIN STARCROSS 5 SOFT		██████	██████████			
MICHELIN STARCROSS 5 MEDIUM				██████	██████████	
MICHELIN STARCROSS 5 HARD					██████	██████████
MICHELIN STARCROSS 5 MINI		██████	██████████			

MICHELIN usage recommendations

DESIGNED TO WIN!

Developed alongside pro riders, the MICHELIN StarCross 6 is ridden in World and National championships and is the first motocross tire to include Silica technology.

MICHELIN
STARCROSS 6
SAND



MICHELIN
STARCROSS 6
MUD



MICHELIN
STARCROSS 6
MEDIUM SOFT

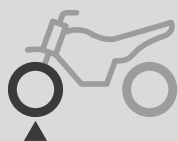


SAND TERRAIN

MICHELIN
STARCROSS 6 SAND

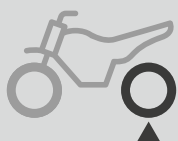
MUD TERRAIN

MICHELIN
STARCROSS 6 MEDIUM SOFT



MICHELIN
STARCROSS 6 SAND

MICHELIN
STARCROSS 6 MUD



Adaptive design provides 16% more traction compared to MICHELIN StarCross 5*
The introduction of Silica technology in this motocross tire increases durability by 19% compared to the MICHELIN StarCross 5**

MICHELIN
STARCROSS 6
MEDIUM HARD



MICHELIN
STARCROSS 6
HARD



PRODUCT SPECIFICITIES:

MICHELIN StarCross 6 Medium Soft, Medium Hard and Hard (front and rear) are reversible for a second life.

Identification of the tires thanks to the tread pattern and visual identification:

- 4 lines = Sand
- 3 lines = Mud
- 2 lines = Medium Soft
- 1 line = Medium Hard
- 0 line = Hard

Recommended pressure: 0.9 bar / 13 psi
Minimum pressure: 0.8 bar / 11.6 psi

SOFT
TERRAIN

INTERMEDIATE
TERRAIN

HARD
TERRAIN

MICHELIN
STARCROSS 6 MEDIUM HARD

MICHELIN
STARCROSS 6 HARD

MICHELIN
STARCROSS 6 MEDIUM SOFT

MICHELIN
STARCROSS 6 MEDIUM HARD

MICHELIN
STARCROSS 6 HARD

* According to an internal study carried out in the private Jonquières track the 25/02/2021 with a KTM 450 EXC-F which compared the MICHELIN StarCross 6 Medium Soft and the MICHELIN StarCross 5 Soft.

** According to two internal studies concerning the MICHELIN StarCross 6 Medium Hard in the private Jonquières track : the 24/02/2021 and the 03/06/2021 with a KTM 450 EXC-F.

** MICHELIN StarCross 6 Medium Hard compared to MICHELIN StarCross 5 Medium in an internal study carried out on July 8th 2021, at Manciet, with a Yamaha 450 YZF

NEW

MICHELIN STARCROSS 6 SAND



DESIGNED TO WIN ON SANDY TERRAIN!


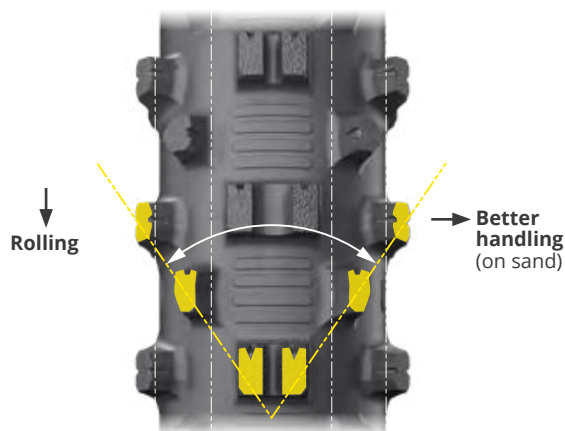
- Grip** **IMPROVED TRACTION**
Adaptive design provides grip and control on sandy terrain
- KM MILES** **LONG LASTING GRIP**
MICHELIN StarCross 6 is the 1st motocross tire with Silica technology that maintains the tread blocks in good shape.
- 1** **BORN FOR PODIUM RESULTS**
MICHELIN StarCross 6 Sand was developed alongside pro riders and is ridden in World and National championships.

NON ROAD LEGAL



MICHELIN ADAPTIVE DESIGN

Specific positioning of the tread blocks on the 3 zones: central, intermediate and lateral associated with a specific shift of these zones. A single goal: To offer an exceptional grip/behavior compromise for the front and exceptional grip/traction and longevity for the rear.



Size	TL / TT	CAI	Tubes	MICHELIN Bib Mousse
80/100 - 21 51M	TT	329081	21UHD	827203
			21MDR	833092
				M15 057333

Size	TL / TT	CAI	Tubes	MICHELIN Bib Mousse
100/90 - 19 57M	TT	021333	19 UHD	842770
			19 MFR	623140
110/90 - 19 62M	TT	599666	19 UHD	842770
			19 MFR	623140
				M199 057335

RECOMMENDED PRESSURE : DEPENDENT ON THE TERRAIN, WEATHER CONDITIONS, THE MOTORCYCLE POWER AND THE RIDER'S LEVEL OF SKILL. **0.9 BAR - 13 PSI**
0.8 BAR MINI - 11.6 PSI MINI

NEW

MICHELIN STARCROSS 6 MUD



DESIGNED TO WIN ON MUDDY TERRAIN!



IMPROVED TRACTION

Adaptive design provides grip and control on muddy terrain



LONG LASTING GRIP

MICHELIN StarCross 6 is the 1st motocross tire with Silica technology that maintains the tread blocks in good shape.



BORN FOR PODIUM RESULTS

MICHELIN StarCross 6 Mud was developed alongside pro riders and is ridden in World and National championships.

NON ROAD LEGAL



MICHELIN ADAPTIVE DESIGN

Specific positioning of the tread blocks on the 3 zones: central, intermediate and lateral associated with a specific shift of these zones.
One goal: To offer an exceptional grip/traction/longevity compromise.



RECOMMENDED PRESSURE : DEPENDENT ON THE TERRAIN, WEATHER CONDITIONS, THE MOTORCYCLE POWER AND THE RIDER'S LEVEL OF SKILL.

0.9 BAR - 13 PSI
0.8 BAR MINI - 11.6 PSI MINI

Size	TL / TT	CAI	Tubes		MICHELIN Bib Mousse	
100/90 - 19	57M	TT	871319	19 UHD	842770	M22 057334
				19 MFR	623140	
110/90 - 19	62M	TT	271222	19 UHD	842770	M199 057335
				19 MFR	623140	

NEW

MICHELIN

STARCROSS 6

MEDIUM SOFT



DESIGNED TO WIN ON SOFT TERRAIN!

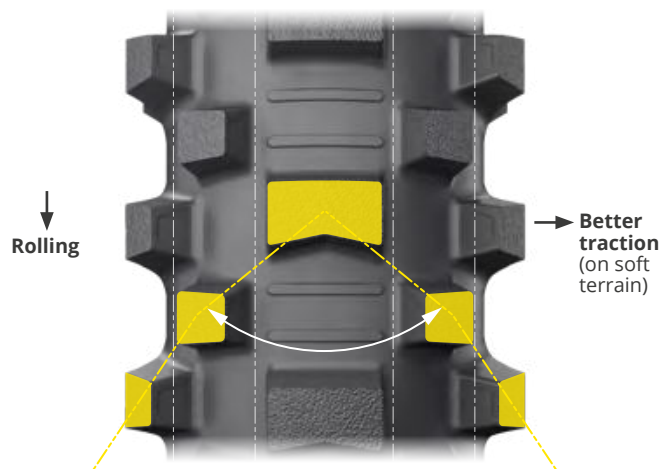
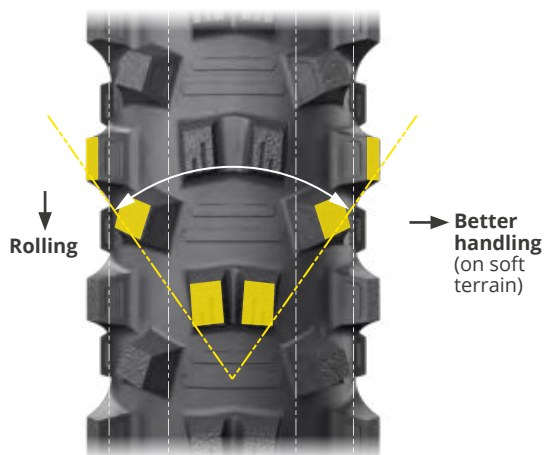
- Grip** **IMPROVED TRACTION**
Adaptive design provides grip and control on soft terrain
- KM MILES** **LONG LASTING GRIP**
MICHELIN StarCross 6 is the 1st motocross tire with Silica technology that maintains the tread blocks in good shape.
- 1** **BORN FOR PODIUM RESULTS**
MICHELIN StarCross 6 Medium Soft was developed alongside pro riders and is ridden in World and National championships.

NON ROAD LEGAL



MICHELIN ADAPTIVE DESIGN

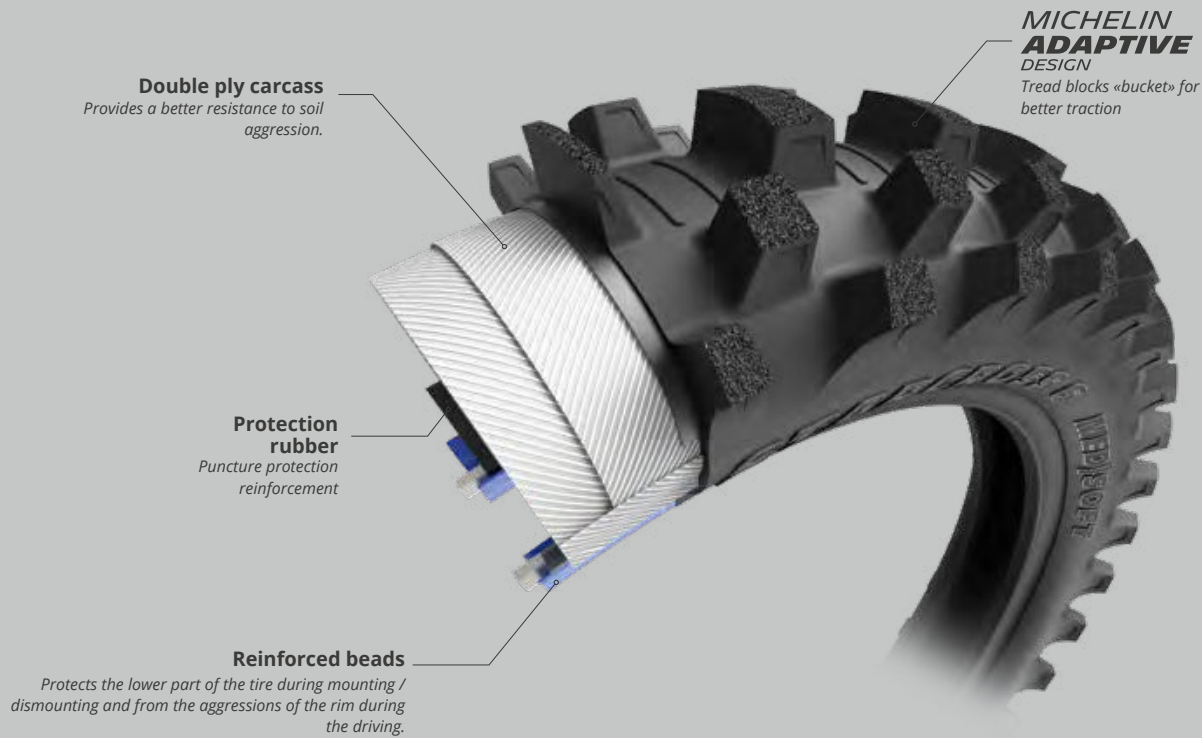
Specific positioning of the tread blocks on the 3 zones: central, intermediate and lateral associated with a specific shift of these zones. A single goal: To offer an exceptional grip/behavior compromise for the front and exceptional grip/traction and longevity for the rear.



Size	TL / TT	CAI	Tubes	MICHELIN Bib Mousse
80/100 - 21 51M	TT	222624	21UHD	827203
			21MDR	833092
90/100 - 21 57M	TT	255766	21UHD	827203
			21MDR	833092

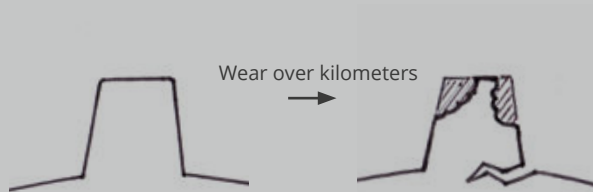
RECOMMENDED PRESSURE : DEPENDENT ON THE TERRAIN, WEATHER CONDITIONS, THE MOTORCYCLE POWER AND THE RIDER'S LEVEL OF SKILL. **0.9 BAR - 13 PSI** **0.8 BAR MINI - 11.6 PSI MINI**

Size	TL / TT	CAI	Tubes	MICHELIN Bib Mousse
110/100 - 18 64M	TT	466282	18 UHD MED	034757
			18 MFR	830920
120/90 - 18 65M	TT	901841	18 UHD LARGE	600967
			18 MGR	795250
100/90 - 19 57M	TT	233393	19 UHD	842770
			19 MFR	623140
110/90 - 19 62M	TT	733790	19 UHD	842770
			19 MFR	623140
120/80 - 19 63M	TT	506348	19 UHD	842770
			19 MFR	623140

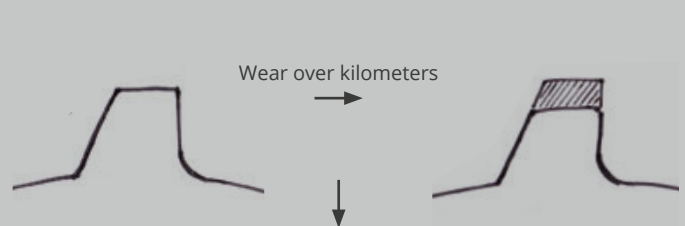


Long lasting grip

Tread blocks with carbon black rubber

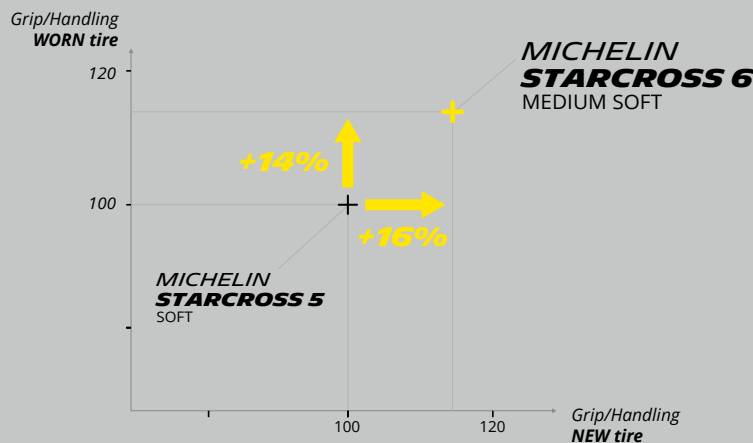


Tread blocks with MICHELIN Silica Technology rubber



Retention of initial tread blocks design

MICHELIN StarCross 6 Medium Soft versus MICHELIN StarCross 5 Soft



MICHELIN StarCross 6 Medium Soft compared to MICHELIN StarCross 5 Soft in an internal study carried out on:

- 19/02/2021 with a Yamaha 450 YZF on a private track in Auvergne (France)
- 25/02/2021 with a KTM 450 EXC-F at the Jonquières track (France)
- 01/03/2021 with a Yamaha 450 YZF at the Nérès les Bains track (France)
- 22/03/2021, 23/03/2021 and 08/07/2021 with a Yamaha 450 YZF at the Manciet track (France)
- 27/05/2021 with a Yamaha 450 YZF at the Vertaizon track (France)

NEW

MICHELIN

STARCROSS 6

MEDIUM HARD



DESIGNED TO WIN ON INTERMEDIATE TERRAIN!

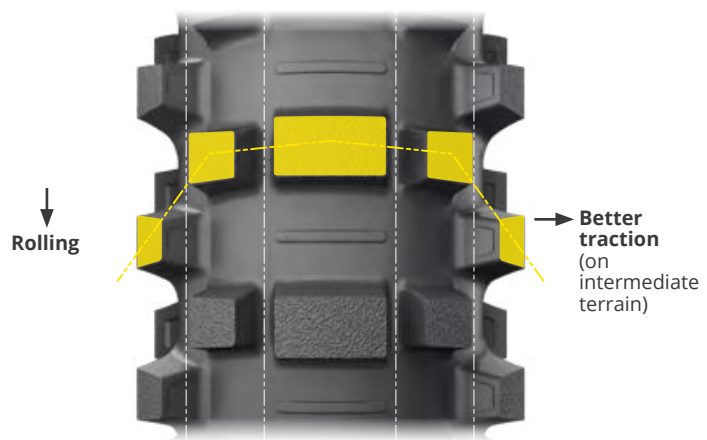
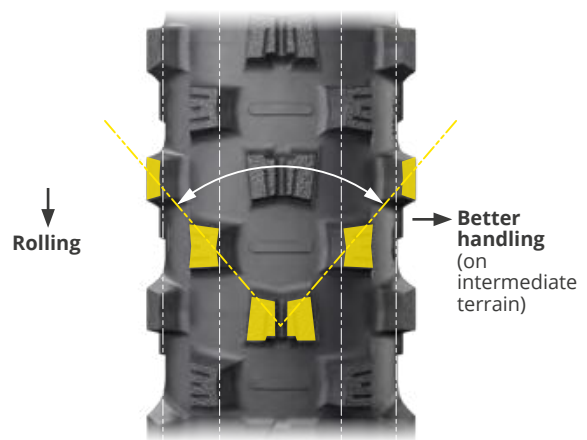
- Grip** **IMPROVED TRACTION**
Adaptive design provides grip and control on intermediate terrain
- KM MILES** **LONG LASTING GRIP**
MICHELIN StarCross 6 is the 1st motocross tire with Silica technology that maintains the tread blocks in good shape.
- 1** **BORN FOR PODIUM RESULTS**
MICHELIN StarCross 6 Medium Hard was developed alongside pro riders and is ridden in World and National championships.

NON ROAD LEGAL



MICHELIN ADAPTIVE DESIGN

Specific positioning of the tread blocks on the 3 zones: central, intermediate and lateral associated with a specific shift of these zones. A single goal: To offer an exceptional grip/behavior compromise for the front and exceptional grip/traction and longevity for the rear.

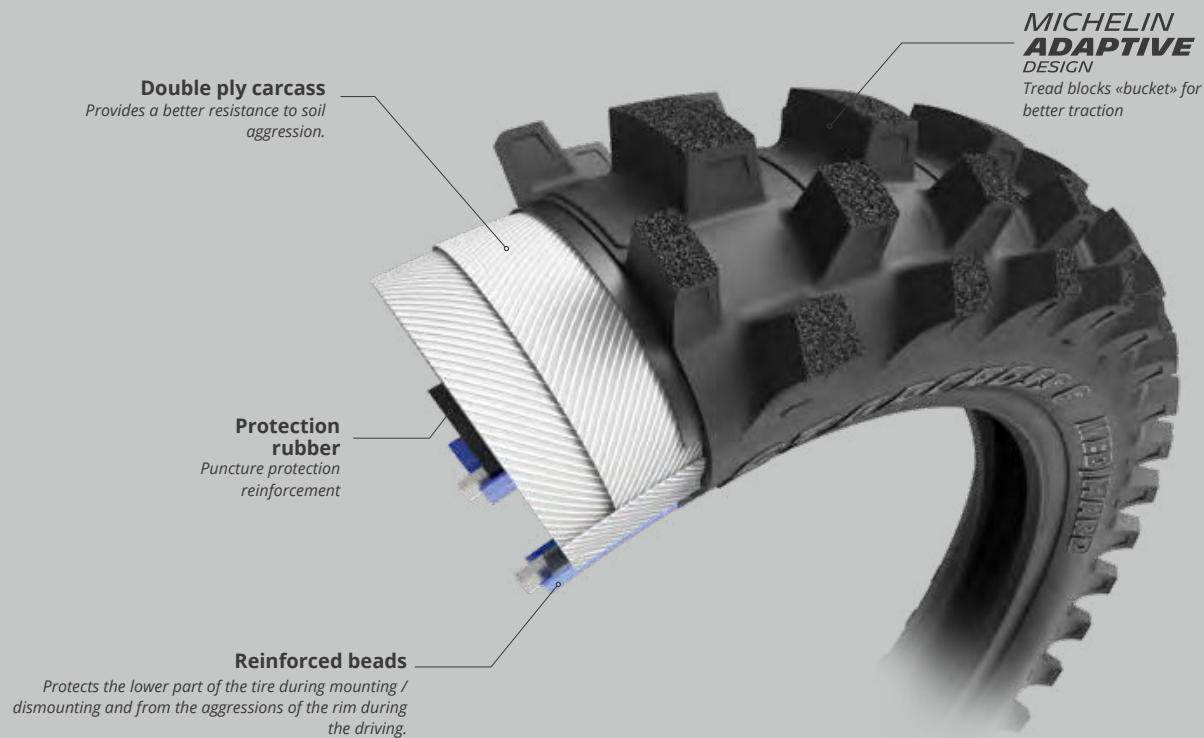


Size	TL / TT	CAI	Tubes	MICHELIN Bib Mousse
80/100 - 21 51M	TT	004958	21UHD 827203	M15 057333
			21MDR 833092	
90/100 - 21 57M	TT	812208	21UHD 827203	M16 338000
			21MDR 833092	

Size	TL / TT	CAI	Tubes	MICHELIN Bib Mousse
110/100 - 18 64M	TT	954297	18 UHD MED 034757	M18 763062
			18 MFR 830920	
120/90 - 18 65M	TT	537861	18 UHD LARGE 600967	M14 057337
			18 MGR 795250	
100/90 - 19 57M	TT	775871	19 UHD 842770	M22 057334
			19 MFR 623140	
110/90 - 19 62M	TT	992418	19 UHD 842770	M199 057335
			19 MFR 623140	
120/80 - 19 63M	TT	120839	19 UHD 842770	M199 057335
			19 MFR 623140	

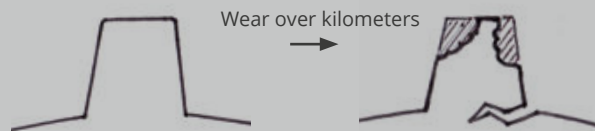
RECOMMENDED PRESSURE : DEPENDENT ON THE TERRAIN, WEATHER CONDITIONS, THE MOTORCYCLE POWER AND THE RIDER'S LEVEL OF SKILL. **0.9 BAR - 13 PSI** **0.8 BAR MINI - 11.6 PSI MINI**

Technology

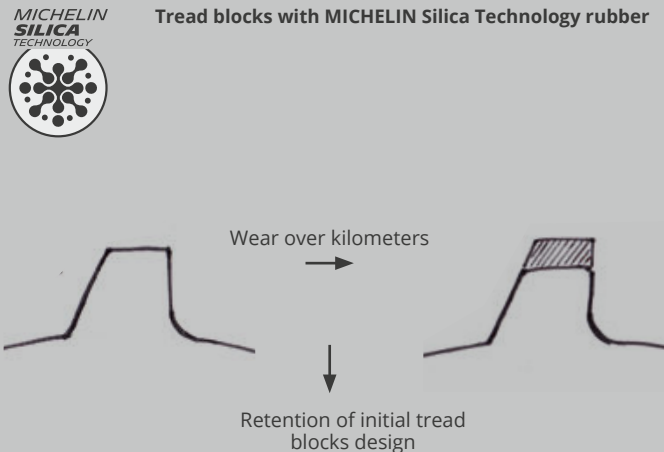


Long lasting grip

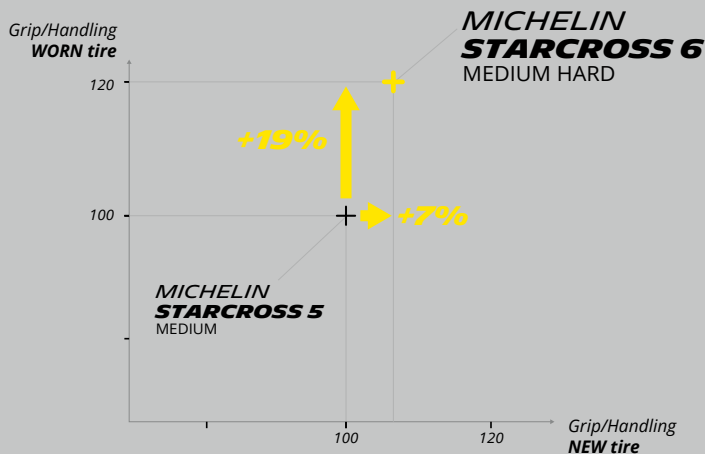
Tread blocks with carbon black rubber



Tread blocks with MICHELIN Silica Technology rubber



MICHELIN StarCross 6 Medium Hard versus MICHELIN StarCross 5 Medium



MICHELIN StarCross 6 Medium Hard compared to MICHELIN StarCross 5 Medium in an internal study carried out on:
 - 23/02/2021 and 23/04/2021 with a Yamaha 450 YZF at the Vertaizon track (France)
 - 24/02/2021 and 03/06/2021 with a KTM 450 EXC-F at the Jonquières track (France)
 - 01/03/2021 with a Yamaha 450 YZF at the Nérès les Bains track (France)
 - 23/03/2021 and 08/07/2021 with a Yamaha 450 YZF at the Manciet track (France)

NEW

MICHELIN STARCROSS 6 HARD



DESIGNED TO WIN ON HARD TERRAIN!



IMPROVED TRACTION

Adaptive design provides grip and control on hard terrain



LONG LASTING GRIP

MICHELIN StarCross 6 is the 1st motocross tire with Silica technology that maintains the tread blocks in good shape.



BORN FOR PODIUM RESULTS


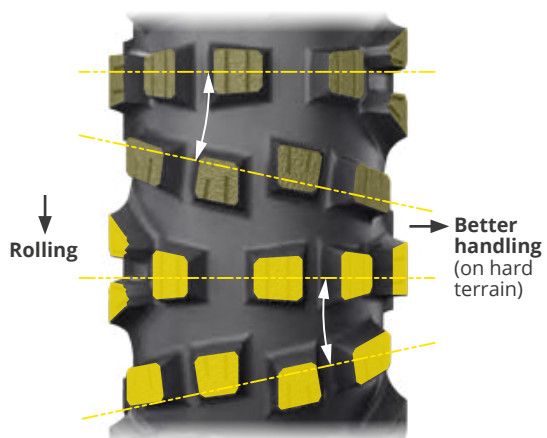
MICHELIN StarCross 6 Hard was developed alongside pro riders and is ridden in World and National championships.

NON ROAD LEGAL



MICHELIN ADAPTIVE DESIGN

Specific positioning of the tread blocks on the 3 zones: central, intermediate and lateral associated with a specific shift of these zones. A single goal: To offer an exceptional grip/behavior compromise for the front and exceptional grip/traction and longevity for the rear.



Size	TL / TT	CAI	Tubes	MICHELIN Bib Mousse
90/100 - 21 57M	TT	274832	21UHD 21MDR	827203 833092 M16 338000

Size	TL / TT	CAI	Tubes	MICHELIN Bib Mousse
110/90 - 19 62M	TT	247344	19 UHD 19 MFR	842770 623140 M199 057335

RECOMMENDED PRESSURE : DEPENDENT ON THE TERRAIN, WEATHER CONDITIONS, THE MOTORCYCLE POWER AND THE RIDER'S LEVEL OF SKILL. **0.9 BAR - 13 PSI**
0.8 BAR MINI - 11.6 PSI MINI



MICHELIN

STARCROSS 5

SAND



MICHELIN
CARBON BLACK
TECHNOLOGY



SAND MUD SOFT INTERMEDIATE HARD



FOR COMPETITION ON SANDY TERRAIN



A DEDICATED TREAD PATTERN

The tread blocks are designed like scoops and they instantly clear of sand, even when wet. The side fins reinforce the tire's structure and robustness while ensuring the bike's stability.

RECOMMENDED PRESSURE : DEPENDENT ON THE TERRAIN, WEATHER CONDITIONS, THE MOTORCYCLE POWER AND THE RIDER'S LEVEL OF SKILL. **1.2 BAR - 17.5 PSI**
1 BAR MINI - 15 PSI MINI



Size	TL / TT	CAI	Tubes		MICHELIN Bib Mousse
80/100 - 21	51M	TT	930497	21MDR	833092
				21 UHD	827203
					M15 057333
					M16 338000



Size	TL / TT	CAI	Tubes		MICHELIN Bib Mousse
100/90 - 19	57M	TT	297381	19MER	754720
				19 UHD	842770
110/90 - 19	62M	TT	949050	19MFR	623140
				19UHD	842770
					M22 057334
					M199 057335

MICHELIN

STARCROSS 5

SOFT



MICHELIN
CARBON BLACK
TECHNOLOGY



SAND MUD SOFT INTERMEDIATE HARD



FOR COMPETITION ON MIXED/SOFT TERRAIN



A DEDICATED TREAD PATTERN

Compacted surface is broken up thanks to the tread blocks which can increase traction in muddy ground to improve grip for maximum stability. Wide spaces between the robust tread blocks maximize penetration and grip.

RECOMMENDED PRESSURE : DEPENDENT ON THE TERRAIN, WEATHER CONDITIONS, THE MOTORCYCLE POWER AND THE RIDER'S LEVEL OF SKILL. **1.2 BAR - 17.5 PSI**
1 BAR MINI - 15 PSI MINI



Size	TL / TT	CAI	Tubes		MICHELIN Bib Mousse
80/100 - 21	51M	TT	785304	21MDR	833092
				21 UHD	827203
90/100 - 21	57M	TT	725836	21MDR	833092
				21 UHD	827203
JUNIOR 70/100 - 17	40M	TT	087554	CH. 70/100-17	125391
				70/100-19 RSTOP	125392
JUNIOR 70/100 - 19	42M	TT	920289	REINF ST30F MI	



Size	TL / TT	CAI	Tubes		MICHELIN Bib Mousse
100/100 - 18	59M	TT	143683	18MFR	830920
				18 UHD MEDIUM	034757
110/100 - 18	64M	TT	227750	18MFR	830920
				18 UHD MEDIUM	034757
120/90 - 18	65M	TT	461928	18MGR	795250
				19MER	754720
100/90 - 19	57M	TT	162418	18 UHD MEDIUM	600967
				19UHD	842770
110/90 - 19	62M	TT	047359	19MFR	623140
				19UHD	842770
120/80 - 19	63M	TT	275510	19MER	754720
				19UHD	842770
JUNIOR 90/100 - 14	49M	TT	120309	CH. 90/100-14	125389
				90/100-16 RSTOP	125390
JUNIOR 90/100 - 16	51M	TT	546228	REINF ST30F MI	

MICHELIN STARCROSS 5 MEDIUM



SAND MUD SOFT INTERMEDIATE HARD



FOR COMPETITION ON MIXED/HARD TERRAIN



A DEDICATED TREAD PATTERN

The tread block design assists traction, optimizes braking and increases tire longevity, they are grooved to assist penetration into the ground and increase stability, on mixed/hard terrain.

RECOMMENDED PRESSURE : DEPENDENT ON THE TERRAIN, WEATHER CONDITIONS, THE MOTORCYCLE POWER AND THE RIDER'S LEVEL OF SKILL. **1.2 BAR - 17.5 PSI**
1 BAR MINI - 15 PSI MINI

MICHELIN
CARBON BLACK
TECHNOLOGY



Size	TL / TT	CAI	Tubes		MICHELIN Bib Mousse	
80/100 - 21	51M	TT	106704	21MDR	833092	M15 057333
				21 UHD	827203	M16 338000
90/100 - 21	57M	TT	201735	21 UHD	827203	M16 338000
				21MDR	833092	
UNIVERSAL 70/100 - 17	40M	TT	021161	CH. 70/100-17	125391	
				70/100-19 RSTOP	125392	
UNIVERSAL 70/100 - 19	42M	TT	064426	REINF ST30F MI		

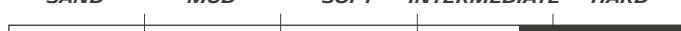


Size	TL / TT	CAI	Tubes		MICHELIN Bib Mousse	
100/100 - 18	59M	TT	087232	18MFR	830920	M18 763062
				18 UHD MEDIUM	034757	
110/100 - 18	64M	TT	111795	18MFR	830920	M18 763062
				18 UHD MEDIUM	034757	
120/90 - 18	65M	TT	771311	18MGR	795250	M14 057337
				18 UHD MEDIUM	600967	
100/90 - 19	57M	TT	964279	19MER	754720	M22 057334
				19UHD	842770	
110/90 - 19	62M	TT	916748	19MFR	623140	M199 057335
				19UHD	842770	
120/80 - 19	63M	TT	414640	19MER	754720	M199 057335
				19UHD	842770	
UNIVERSAL 90/100 - 14	49M	TT	649440	CH. 90/100-14	125389	
				90/100-16 RSTOP	125390	
UNIVERSAL 90/100 - 16	51M	TT	732509	REINF ST30F MI		

MICHELIN STARCROSS 5 HARD



SAND MUD SOFT INTERMEDIATE HARD



FOR USE IN SUPERCROSS



A DEDICATED TREAD PATTERN

Lateral grip has been strengthened to ensure excellent grip on very hard and rocky ground. The tread block density reinforces the tire's grip and strength in extreme conditions while maximizing riding pleasure.

RECOMMENDED PRESSURE : DEPENDENT ON THE TERRAIN, WEATHER CONDITIONS, THE MOTORCYCLE POWER AND THE RIDER'S LEVEL OF SKILL. **1.2 BAR - 17.5 PSI**
1 BAR MINI - 15 PSI MINI

MICHELIN
CARBON BLACK
TECHNOLOGY



Size	TL / TT	CAI	Tubes		MICHELIN Bib Mousse	
90/100 - 21	57M	TT	290055	21MDR	833092	M16 338000
				21 UHD	827203	



Size	TL / TT	CAI	Tubes		MICHELIN Bib Mousse	
110/90 - 19	62M	TT	643728	19MFR	623140	M199 057335
				19UHD	842770	

MICHELIN STARCROSS 5 MINI



SAND MUD SOFT INTERMEDIATE HARD



BIG PERFORMANCE FOR SMALL BIKES!



BETTER GRIP

The best-performing tire from the StarCross 5 range optimized for young riders, with a comprehensively simple range covering all junior tire sizes.



EASY TO USE

A comprehensively simple range to perform on sandy, mud, soft and intermediate terrains



BORN FOR PODIUM RESULTS

MICHELIN StarCross 5 Mini was developed alongside Junior pro riders and is ridden in World and National Junior championships

MICHELIN
CARBON BLACK
TECHNOLOGY



RECOMMENDED PRESSURE : DEPENDENT ON THE TERRAIN, WEATHER CONDITIONS, THE MOTORCYCLE POWER AND THE RIDER'S LEVEL OF SKILL. **1.2 BAR - 17.5 PSI**
1 BAR MINI - 15 PSI MINI



Size	TL / TT	CAI	Tubes
2.50 - 12 36j	TT	786519	CH. 12 MCR VALVE TR4 974530
60/100 - 14 M/C 29M	TT	920290	CH. 14 MBR VALVE TR4 931670



Size	TL / TT	CAI	Tubes
2.75 - 10 37j	TT	086733	CH. 10 MBR VALVE TR4 155574
80/100 - 12 M/C 41M	TT	639620	CH. 12 MCR VALVE TR4 974530



Size	TL / TT	CAI	Tubes
2.50 - 10 33j	TT	868951	CH. 10 MBR VALVE TR4 155574



Track

Sport & Road

Off-Road

Urban Mobility

Accessories

Technical Data

OFF-ROAD ENDURO

GET TO THE TOP, WHATEVER THE CONDITIONS!



GRIP YOU CAN RELY ON

Better grip* and shock absorption significantly improve traction over rough ground, especially at a low speed - thanks to our efforts to optimize the form and layout of the tread blocks, and also the tire's internal structure. Excellent grip in the wet thanks to new silica-based rubber compounds specially designed for off-road use.



INCREASED LONGEVITY**

Improved stability and longevity compared to the previous range.



THE PERFECT COMBINATION WITH MICHELIN BIB MOUSSE

Vastly improved stability and reliability thanks to optimization of the m14 MICHELIN Bib Mousse and internal sizing of the 140/80-18 rear tire. Pairing with this MICHELIN Bib Mousse gives optimal performance and grip without puncture risk.



GRIP



LONGEVITY



OFF-ROAD ROBUSTNESS

* Compared to the previous generation in internal tests - test CPA 655 du 22/11/2016, test CPA 943 du 02/09/2016
 ** According to independent tests carried out by Dekra in September 2016 and January 2017 with the dimension 140/80-18 comparing the MICHELIN Enduro Medium and MICHELIN Enduro III tires - KTM 450 EXC Cross

	ROAD LEGAL	TERRAIN			
		EXTREME	SOFT	INTERMEDIATE	HARD
MICHELIN ENDURO XTREM REAR		████████████████████	████████████████████	████████████████████	████████████████████
MICHELIN ENDURO MEDIUM	✓	████████████████████	████████████████████	████████████████████	████████████████████
MICHELIN ENDURO HARD FRONT	✓	████████████████████	████████████████████	████████████████████	████████████████████

MICHELIN usage recommendations



Track

Sport & Road

Off-Road

Urban Mobility

Accessories

Technical Data

OUR ENDURO RANGES COMPLIANT WITH F.I.M REGULATIONS...

ROAD LEGAL



***MICHELIN
ENDURO MEDIUM***
FRONT & REAR

ROAD LEGAL



***MICHELIN
ENDURO HARD***
FRONT

What are the F.I.M. ENDURO requirements?

R75 Regulation revision 2 approval is required, and tires should be used in accordance with ETRTO guidelines :

- . Category of use = « Snow », « Special » or « All terrain »
- . Speed category symbol = M or above (≥ 130 km/h)
- . Load index = 45 or above (≥ 165 kg)



The "E" approval marking must be present on both front & rear tires DOT Marking is also accepted

ANY F.I.M. MARKING OR SIMILAR IS FORBIDDEN FOR NEW PRODUCTION DATES (FROM 2018)

Tread pattern = the rear tire tread block height must not exceed a maximum of 13 mm

CHECK FOR USAGE AND F.I.M. ENDURO COMPLIANCE !

TIRE	ENDURO GP	F.I.M. HARD ENDURO WORLD CHAMPIONSHIP	ROAD LEGAL	TREAD DEPTH
MICHELIN ENDURO MEDIUM	✓	✓	✓	12 MM (FRONT) 13 MM (REAR)
MICHELIN ENDURO HARD FRONT	✓	✓	✓	13 MM
MICHELIN ENDURO XTREM REAR		✓		13 MM



NON ROAD LEGAL



MICHELIN
ENDURO XTREM

The MICHELIN Enduro Xtrem tire is not road legal and not compliant with R75 regulations and so does not feature and E Approval marking. DOT markings are present on the tire.

The tread pattern is similar to the MICHELIN Enduro Medium and does not exceed the F.I.M maximum 13 mm tread depth.

The MICHELIN Enduro Xtrem tire may be used in Extreme Enduro events which do not include any Public Highway.

MICHELIN ENDURO XTREM



 **NON ROAD LEGAL**

EXTREME SOFT INTERMEDIATE HARD

REAR ENDURO TIRE USED BY CHAMPIONS*



CONTROL AND TRACTION

An exclusive compound mix which offers excellent grip and traction particularly riding uphill and braking. Extremely versatile thanks to the innovative design of the MICHELIN Enduro Medium tire tread pattern.

*PARTNERSHIP WITH ROCKSTAR ENERGY HUSQVARNA FACTORY RACING, SHERCO RACING FACTORY AND OTHER RENOWNED

RIDERS:

GRAHAM JARVIS (HUSQVARNA)
BILLY BOLT (HUSQVARNA)
ALFREDO GOMEZ (HUSQVARNA)
MANUEL LETTENBICHLER (KTM)
MARIO ROMAN (SHERCO)
WADE YOUNG (SHERCO)



WINNING PERFORMANCE!

2018 AND 2019 WESS CHAMPION XL LAGARES & ERZBERG
RODEO WINNER XL LAGARES (PORTUGAL) WINNER - MARIO
ROMAN (SHERCO) ERZBERG RODEO (AUSTRIA) WINNER -
GRAHAM JARVIS (HUSQVARNA) HIXPANIA (SPAIN) WINNER
- GRAHAM JARVIS (HUSQVARNA)



RECOMMENDED PRESSURE : DEPENDENT ON THE TERRAIN, WEATHER CONDITIONS, **0.8 BAR - 11.5 PSI**
THE MOTORCYCLE POWER AND THE RIDER'S LEVEL OF SKILL. **0.6 BAR MINI - 9 PSI MINI**



MICHELIN BIB MOUSSE M14 FOR MAXIMUM LONGEVITY.
A «BREAK-IN» PHASE OF 3-4 HOURS IS NEEDED TO GET
THE BEST PERFORMANCE OF THE TIRE.

MICHELIN BIBMOUSSE M18 WILL BRING LESS
LONGEVITY BUT GIVES IMMEDIATE PERFORMANCE.
NO «BREAK IN» NEEDED.

Size	TL / TT	CAI	Tubes	MICHELIN Bib Mousse
140/80 - 18	70M	TT	18 UHD LARGE 18 MGR	600967 795250
				M18 763062 M14 057337

MICHELIN ENDURO MEDIUM



EXTREME SOFT INTERMEDIATE HARD



ENDURO TIRE FOR SOFT AND MIXED TERRAIN



FOR EXCELLENT CONTROL

Good traction thanks to the innovative tread design which adapts perfectly to sandy, grassy, muddy ground as well as harder dirt tracks. The tread blocks ensure grip and stability over soft mixed terrain.

- AJP** : PR4 ENDURO 200CC & 250CC
- BETAMOTOR** : RR 125 / RR 350 4T / RR 4T
FACTORY / RR250 2T / RR300 2T / RR350 4T
/ RR480 4T / WR 125 4T
- GASGAS** : ALL ENDURO MODELS
(200/250/300 CC3)
- HUSQVARNA** : TE 300I GRAHAM JARVIS
LIMITED EDITION / TE 300I, TE 250I, TE 150I
/ FE 501, FE 450, FE 350, FE 250 /
- RED MOTO** : CRF 450
- REIJU** : ENDURO MODELS (250/300 CC3)
- SHERCO** : SE 125 2T / SE 2.5 2T / SE 3.0 2T /
SEF 2.5 4T / SEF 3.0 4T / SEF 4.5 4T / SE-R
- SWM** : RS 300 / RS ENDURO

**ORIGINAL
EQUIPMENT**

RECOMMENDED PRESSURE : DEPENDENT ON THE TERRAIN, WEATHER CONDITIONS,
THE MOTORCYCLE POWER AND THE RIDER'S LEVEL OF SKILL.

1 BAR - 15 PSI



MICHELIN
CARBON BLACK
TECHNOLOGY



MICHELIN
ADAPTIVE
DESIGN



MICHELIN
SILICA
TECHNOLOGY



Size	TL / TT	CAI	Tubes		MICHELIN Bib Mousse
90/90 - 21 54R	TT	537009	21UHD	827203	M15 057333
			21MDR	833092	
90/100 - 21 57M	TT	214111	21UHD	827203	M16 338000
			21MDR	833092	

Size	TL / TT	CAI	Tubes		MICHELIN Bib Mousse
120/90 - 18 65R	TT	658101	18MFR	830920	M18 763062
			18 UHD MEDIUM	034757	
140/80 - 18 70R	TT	536997	18 UHD LARGE	600967	M14 057337
			18 MGR	795250	

MICHELIN

ENDURO HARD

EXTREME

SOFT

INTERMEDIATE

HARD

THE ENDURO TIRE FOR HARD TERRAIN



MORE ACCURACY THAN EVER

The tread's enhanced rigidity improves accuracy and grip, and assists cornering security. A reduction in the height of the tread blocks on the sides increases stability.



RECOMMENDED PRESSURE : DEPENDENT ON THE TERRAIN, WEATHER CONDITIONS,
THE MOTORCYCLE POWER AND THE RIDER'S LEVEL OF SKILL.

1 BAR - 15 PSI



MICHELIN
CARBON BLACK
TECHNOLOGY



MICHELIN
ADAPTIVE
DESIGN



Size	TL / TT	CAI	Tubes	MICHELIN Bib Mousse	
90/90 - 21 54R	TT	087442	21UHD 21MDR	827203 833092	M15 057333
90/100 - 21 57R	TT	633081	21UHD 21MDR	827203 833092	M16 338000



Track

Sport & Road

Off-Road

Urban Mobility

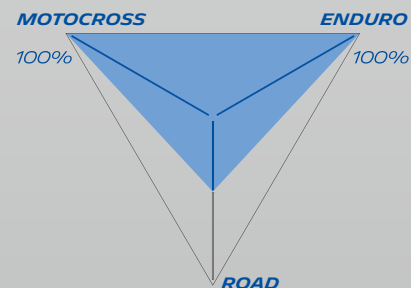
Accessories

Technical Data

OFF-ROAD LEISURE

GET THE MOST
FROM YOUR FREE TIME!

A TRULY VERSATILE ROAD LEGAL MX TIRE FOR ENDURO, MOTOCROSS
AND TRAIL RIDING



FULLY REVERSIBLE, HAVE
FUN WITHOUT CHANGING
TIRE FOR EACH USAGE

**ROUNDED EDGES AND STRONGER
TREAD BLOCKS BASE** TO PREVENT
TEARING AND MINIMIZE WEAR AND
TEAR

DYNAMIC EDGES ON THE
TOPS OF THE TREAD BLOCKS :
**OPTIMIZED TRACTION AND
GRIP**

REINFORCED TREAD PATTERN WITH
PROTECTIVE RELIEFS **TO IMPROVE
ROBUSTNESS**

36 TREAD BLOCKS
TREAD PATTERN:
THE **BEST
COMPROMISE**
BETWEEN
DRIVABILITY/
WEAR / VERSATILITY



MICHELIN TRACKER



MOTOCROSS OR ENDURO, YOU NO LONGER HAVE TO CHOOSE!



A FABULOUS COCKTAIL!

Developed using Michelin's expertise in Enduro and MotoCross, this tire is pure pleasure! Suitable for Enduro, MotoCross and Trails ... spend your time riding, not changing your tires to suit the terrain!



FOCUSED ON GRIP

A wear-resistant multidirectional tread to maintain stable performance as the tires wear. Dynamic tread blocks have been developed to increase traction and braking performance.



MULTI DIRECTIONAL

Both front and rear tires are reversible allowing the possibility of turning the tires as they wear to present fresh, sharp edges to improve grip and penetration when directional tires would need changing.

FANTIC
ENDURO XEF 125

ORIGINAL
EQUIPMENT

ROAD LEGAL

MICHELIN
CARBON BLACK
TECHNOLOGY



RECOMMENDED PRESSURE : DEPENDENT ON THE TERRAIN, WEATHER CONDITIONS, THE MOTORCYCLE POWER AND THE RIDER'S LEVEL OF SKILL.
NOTE : RECOMMENDATIONS ARE FOR OFF ROAD USE, ALTERNATIVE TIRE CHOICE/HIGHER TIRE PRESSURES ARE ADVISED FOR PROLONGED ROAD USE

1.2 BAR - 17.5 PSI



Size	TL / TT	CAI	Tubes		MICHELIN Bib Mousse
80/100 - 21 51R	TT	691556	21MDR	833092	M15 057333
			21 UHD	827203	
90/90 - 21 54R	TT	920489	21MDR	833092	M15 057333
			21 UHD	827203	

Size	TL / TT	CAI	Tubes		MICHELIN Bib Mousse
100/100 - 18 59R	TT	535355	18MFR	830920	
			18 UHD MEDIUM	034757	
110/100 - 18 64R	TT	173362	18MGR	795250	
			18 UHD MEDIUM	034757	
120/90 - 18 65R	TT	885099	18MGR	795250	M18 763062
			18 UHD LARGE	600967	
140/80 - 18 70R	TT	087115	18 MGR	795250	M14 057337
			18 UHD LARGE	600967	
100/90 - 19 57R	TT	777632	19MER	754720	M22 057334
			19 UHD	842770	
110/90 - 19 62R	TT	505893	19 MFR	623140	M199 057335
			19 UHD	842770	
120/80 - 19 63R	TT	986133	19 MFR	623140	M199 057335
			19 UHD	842770	

OFF-ROAD RALLY

1

36 VICTORIES IN THE DAKAR RALLY SINCE 1983!



EXCELLENT RESISTANCE

Acclaimed by the KTM Factory Team for its excellent robustness and wear, whatever the terrain, temperature, power and weight of the bikes.



OPTIMUM STABILITY

Technological developments provide optimum stability at high speed.



OFF-ROAD ROBUSTNESS



STABILITY



MICHELIN DESERT RACE



ROAD LEGAL

MICHELIN
CARBON BLACK
TECHNOLOGY



RECOMMENDED PRESSURE : DEPENDENT ON THE TERRAIN, WEATHER CONDITIONS, THE MOTORCYCLE POWER AND THE RIDER'S LEVEL OF SKILL. **1.2 BAR - 17.5 PSI**
1 BAR MINI - 15 PSI MINI



Size	TL / TT	CAI	Tubes		MICHELIN Bib Mousse
90/90 - 21 M/C 54R	TT	209230	21MDR	833092	M16 338000
			21 UHD	827203	

SAND INTERMEDIATE HARD

DESIGNED FOR **RALLY RAID EVENTS**, OFFERING **EXCELLENT RESISTANCE TO DAMAGE** AND **OPTIMUM STABILITY AT HIGH SPEED**



THE TIRE OF CHOICE FOR WINDING TRACKS

The all-conditions tire for competitors demanding excellent control on mixed surfaces, even at high speeds and on bigger bikes.



ROBUSTNESS

Robust for all types of terrain, temperature, power and weight of the bike. Paired with MICHELIN Bib Mousse, the tire is even more robust.

RECOMMENDED PRESSURE : DEPENDENT ON THE TERRAIN, WEATHER CONDITIONS, THE MOTORCYCLE POWER AND THE RIDER'S LEVEL OF SKILL. **1.5 BAR - 21.5 PSI**
1 BAR MINI - 15 PSI MINI



Size	TL / TT	CAI	Tubes		MICHELIN Bib Mousse
140/80 - 18 M/C 70R	TT	111636	18 UHD LARGE	600967	M02 057331
			18 MGR	795250	

MICHELIN DESERT RACE BAJA



ROAD LEGAL

MICHELIN
CARBON BLACK
TECHNOLOGY



MICHELIN BIBMOUSSE M14 :
MAXI GRIP ON SOFT GROUND & SHORT
DISTANCES / MORE TECHNICAL FIELDS

SAND INTERMEDIATE HARD

FOR CROSS-COUNTRY RALLYING,
OUR EXPERT FOR SANDY GROUND



EVEN MORE ROBUST FOR THE REAR

A tire with reinforced tread blocks and made even more robust when paired with MICHELIN Bib Mousse. It can even be used in Enduro on heavier bikes.



GREAT STABILITY

Stability at high speed in winding and sandy conditions.



CHOSEN BY DAKAR
RALLY TEAMS IN 2020

RECOMMENDED PRESSURE : DEPENDENT ON THE TERRAIN, WEATHER CONDITIONS, THE MOTORCYCLE POWER AND THE RIDER'S LEVEL OF SKILL. **1.2 BAR - 17.5 PSI**
1.0 BAR MINI - 15 PSI MINI



Size	TL / TT	CAI	Tubes		MICHELIN Bib Mousse
140/80 - 18 M/C 70R	TT	159093	18 UHD LARGE	600967	M02 057331
			18 MGR	795250	M14 057337

OFF-ROAD TRIAL

14

**14 CONSECUTIVE WORLD CHAMPION TITLES
IN BOTH INDOOR AND OUTDOOR TRIALS!**



REMARKABLE RESISTANCE

Acclaimed by the Honda Repsol Team for its remarkable resistance over all types of ground.



FAIL-SAFE GRIP

A technological development that provides excellent grip over all types of ground.



OFF-ROAD ROBUSTNESS



DRY GRIP



MICHELIN TRIAL COMPETITION & MICHELIN TRIAL COMPETITION X11



LEISURE | COMPETITION

LIGHTNESS AND GRIP FOR TRIALS



GRIP AND STRENGTH

More adapted to include soft terrain than the X Light, it has been the choice of both pros and amateurs for many years.



LIGHT AND FLEXIBLE

A light, flexible tire for ease of handling and secure grip.

MICHELIN CARBON BLACK TECHNOLOGY



ROAD LEGAL

RECOMMENDED PRESSURE : DEPENDENT ON THE TERRAIN, WEATHER CONDITIONS, THE MOTORCYCLE POWER AND THE RIDER'S LEVEL OF SKILL. **0.4 BAR - 6 PSI** **0.35 BAR MINI - 5.8 PSI MINI**

RECOMMENDED PRESSURE : DEPENDENT ON THE TERRAIN, WEATHER CONDITIONS, THE MOTORCYCLE POWER AND THE RIDER'S LEVEL OF SKILL. **0.35 BAR - 5.8 PSI** **0.3 BAR MINI - 5 PSI MINI**



Size	TL / TT	CAI	Tubes
2.75 - 21 45M TRIAL COMPETITION	TT	438062	21 TRIAL 135666



MICHELIN RADIAL-X TECHNOLOGY



Size	TL / TT	CAI
4.00 R 18 64M TRIAL COMPETITION X11	TL	956236

ORIGINAL EQUIPMENT

BETAMOTOR : EVO 300 2T
GASGAS : TXT PRO 125 / TXT PRO 250 / TXT PRO 280 / TXT PRO 300
HONDA MONTESA : COTA 301 RR
SHERCO : 330 ST FACTORY / ST
TRS MOTORCYCLES S.L. : TRS ONE 250 / TRS ONE 280 / TRS ONE 300
ELECTRIC MOTION : EPURE

MICHELIN TRIAL LIGHT & MICHELIN TRIAL X-LIGHT COMPETITION



LEISURE | COMPETITION

CHAMPION IN THE TRIAL* CATEGORY!



LIGHTWEIGHT TO ASSIST SIDeways MOVEMENT

Ultra-light construction (6% lighter than the MICHELIN Trial Competition) to assist the bike's accuracy and handling as much as possible.



IT HOLDS ONTO ROCKS

Its "Maximized Contact Patch" casing gives it remarkable grip, literally folding around obstacles and rocks.

MICHELIN CARBON BLACK TECHNOLOGY



ROAD LEGAL



*OUTDOOR TRIAL 2019 WORLD CHAMPION FOR THE 13TH CONSECUTIVE TIME WITH TONI BOU (HONDA REPSOL)

RECOMMENDED PRESSURE : DEPENDENT ON THE TERRAIN, WEATHER CONDITIONS, THE MOTORCYCLE POWER AND THE RIDER'S LEVEL OF SKILL. **0.4 BAR - 6 PSI** **0.35 BAR MINI - 5.8 PSI MINI**

RECOMMENDED PRESSURE : DEPENDENT ON THE TERRAIN, WEATHER CONDITIONS, THE MOTORCYCLE POWER AND THE RIDER'S LEVEL OF SKILL. **0.35 BAR - 5.8 PSI** **0.3 BAR MINI - 5 PSI MINI**



Size	TL / TT	CAI	Tubes
80/100 - 21 M/C 51M TRIAL LIGHT	TT	436147	21 TRIAL 135666



MICHELIN RADIAL-X TECHNOLOGY



Size	TL / TT	CAI
120/100 R 18 M/C 68M TRIAL X LIGHT COMPETITION	TL	546774

ORIGINAL EQUIPMENT

BETAMOTOR : TRIAL COMPETIZIONE
ELECTRIC MOTION : EM 5.7

OFF-ROAD MICHELIN BIB MOUSSE

 *AN UNMATCHED RECORD:*

*. **36** VICTORIES IN THE DAKAR SINCE 1983!*

*. **22** WORLD TITLES IN ENDURO*

*. **7** WORLD TITLES IN MX*



Track

Sport & Road

Off-Road

Urban Mobility

Accessories

Technical Data

MICHELIN

BIB MOUSSE



THE MICHELIN OFF-ROAD SOLUTION TO PUNCTURES



DON'T LET PUNCTURES STOP YOUR RIDE

Designed exclusively for MICHELIN brand tires and for off-road use, the MICHELIN Bib Mousse eliminates the inconvenience of a puncture.



EXCELLENT LONGEVITY

Fitted in conjunction with the MICHELIN gel, the MICHELIN Bib Mousse has a high damping capacity and excellent longevity.



LIGHT

Lighter than a reinforced tube, with a pressure equivalent to 0.9 bar (13psi).

NON ROAD LEGAL 

ANTI-PUNCTURE
FOAM TECHNOLOGY



THE MICHELIN BIB MOUSSE PACKAGE CONTAINS:

- One MICHELIN Bib Mousse
- One Fitting Gel (maximizes the lifespan of MICHELIN Bib Mousse)
- Michelin stickers and use by date
- User Instructions













MICHELIN Bib Mousse	CAI	Michelin Tire	Tire dimension	Tire CAI	Tubes dim UHD	CAI UHD		
M15	057333	MICHELIN StarCross 6 SAND	80/100-21	329081	21 UHD	827203		
		MICHELIN StarCross 6 MEDIUM SOFT	80/100-21	222624	21 UHD	827203		
		MICHELIN StarCross 6 MEDIUM HARD	80/100-21	004958	21 UHD	827203		
		MICHELIN StarCross 5 SAND	80/100-21	930497	21 UHD	827203		
		MICHELIN StarCross 5 SOFT	80/100-21	785304	21 UHD	827203		
		MICHELIN StarCross 5 MEDIUM	80/100-21	106704	21 UHD	827203		
		MICHELIN TRACKER	80/100-21	691556	21 UHD	827203		
		MICHELIN TRACKER	90/90-21	920489	21 UHD	827203		
		MICHELIN Enduro MEDIUM MS	90/90-21	537009	21 UHD	827203		
		MICHELIN Enduro HARD	90/90-21	87442	21 UHD	827203		
		M16	338000	MICHELIN StarCross 6 MEDIUM SOFT	90/100-21	255766	21 UHD	827203
				MICHELIN StarCross 6 MEDIUM HARD	90/100-21	812208	21 UHD	827203
MICHELIN StarCross 6 HARD	90/100-21			274832	21 UHD	827203		
MICHELIN StarCross 5 SAND	80/100-21			930497	21 UHD	827203		
MICHELIN StarCross 5 SOFT	80/100-21			785304	21 UHD	827203		
MICHELIN StarCross 5 SOFT	90/100-21			725836	21 UHD	827203		
MICHELIN StarCross 5 MEDIUM	80/100-21			106704	21 UHD	827203		
MICHELIN StarCross 5 MEDIUM	90/100-21			201735	21 UHD	827203		
MICHELIN StarCross 5 HARD	90/100-21			290055	21 UHD	827203		
MICHELIN Desert Race	90/90-21			209230	21 UHD	827203		
MICHELIN Enduro MEDIUM	90/90-21			537009	21 UHD	827203		
MICHELIN Enduro MEDIUM	90/100-21			255766	21 UHD	827203		
MICHELIN Enduro HARD	90/90-21			537009	21 UHD	827203		
MICHELIN Enduro HARD	90/100-21			633081	21 UHD	827203		



MICHELIN Bib Mousse	CAI	Michelin Tire	Tire dimension	Tire CAI	Tubes dim UHD	CAI UHD
M18	763062	MICHELIN StarCross 5 SOFT	100/100-18	143683	18 UHD Medium	034757
		MICHELIN StarCross 5 SOFT	110/100-18	227750	18 UHD Medium	034757
		MICHELIN StarCross 5 MEDIUM	100/100-18	916748	19 UHD	842770
		MICHELIN StarCross 5 MEDIUM	110/100-18	111795	18 UHD Medium	034757
		MICHELIN StarCross 6 MEDIUM SOFT	110/100-18	466282	18 UHD Medium	034757
		MICHELIN StarCross 6 MEDIUM HARD	110/100-18	954297	18 UHD Medium	034757
		MICHELIN Enduro MEDIUM	120/90-18	658101	18 UHD Medium	034757
		MICHELIN TRACKER	120/90-18	885099	18 UHD Large	600967
		MICHELIN Enduro Xtrem	140/80 -18	101261	18 UHD Large	600967
		M14	057337	MICHELIN StarCross 6 MEDIUM SOFT	120/90-18	901841
MICHELIN StarCross 6 MEDIUM HARD	120/90-18			537861	18 UHD Large	600967
MICHELIN StarCross 5 SOFT	120/90-18			901841	18 UHD Medium	034757
MICHELIN StarCross 5 MEDIUM	120/90-18			771311	18 UHD Medium	034757
MICHELIN Enduro MEDIUM	140/80-18			536997	18 UHD Large	600967
MICHELIN Enduro Xtrem	140/80-18			101261	18 UHD Large	600967
MICHELIN Desert Race BAJA	140/80-18			159093	18 UHD Large	600967
M02	057331	MICHELIN Desert Race	140/80-18	111636	18 UHD Large	600967
		MICHELIN Desert Race BAJA	140/80-18	159093	18 UHD Large	600967
M22	057334	MICHELIN StarCross 6 SAND	100/90-19	297381	19 UHD	842770
		MICHELIN StarCross 6 MUD	100/90-19	871319	19 UHD	842770
		MICHELIN StarCross 6 MEDIUM SOFT	100/90-19	233393	19 UHD	842770
		MICHELIN StarCross 6 MEDIUM HARD	100/90-19	775871	19 UHD	842770
		MICHELIN StarCross 5 SAND	100/90-19	297381	19 UHD	842770
		MICHELIN StarCross 5 SOFT	100/90-19	162418	19 UHD	842770
		MICHELIN StarCross 5 MEDIUM	100/90-19	964279	19 UHD	842770
		MICHELIN TRACKER	100/90-19	777632	19 UHD	842770
M199	057335	MICHELIN StarCross 6 SAND	110/90-19	21333	19 UHD	842770
		MICHELIN StarCross 6 MUD	110/90-19	271222	19 UHD	842770
		MICHELIN StarCross 6 MEDIUM SOFT	110/90-19	733790	19 UHD	842770
		MICHELIN StarCross 6 MEDIUM SOFT	120/80-19	506348	19 UHD	842770
		MICHELIN StarCross 6 MEDIUM HARD	110/90-19	992418	19 UHD	842770
		MICHELIN StarCross 6 MEDIUM HARD	120/80-19	120839	19 UHD	842770
		MICHELIN StarCross 6 HARD	120/80-19	247344	19 UHD	842770
		MICHELIN StarCross 5 SAND	110/90-19	949050	19 UHD	842770
		MICHELIN StarCross 5 SOFT	110/90-19	733790	19 UHD	842770
		MICHELIN StarCross 5 SOFT	110/90-19	275510	19 UHD	842770
		MICHELIN StarCross 5 MEDIUM	120/80-19	916748	19 UHD	842770
		MICHELIN StarCross 5 MEDIUM	110/90-19	414640	19 UHD	842770
		MICHELIN StarCross 5 HARD	120/80-19	643728	19 UHD	842770
		MICHELIN TRACKER	110/90-19	505893	19 UHD	842770

* Not for highway use. Exclusive use with MICHELIN specified Enduro, Rally Raid et Cross ranges. / New MICHELIN Bib Mousse are not recommended on Tracker and former Enduro Competition ranges due to fitting difficulties. / For more information : p.161

URBAN MOBILITY

	VEHICLE TYPE	ROAD TYPE		PERFORMANCE		
		ROAD	OFF-ROAD	Grip	KM MILES	AUTONOMY
SCOOTER & MAXI SCOOTER						
MICHELIN CITY GRIP SAVER	 ELECTRIC	██████████	██████████	★★★★★	★★★★★	★★★★★
MICHELIN CITY GRIP 2	 ALL SEASON M+S	██████████	██████████	★★★★☆	★★★★☆	★★★★☆
MICHELIN CITY GRIP	 SCOOTER	██████████	██████████	★★★★☆	★★★★★	★★★★☆
MICHELIN POWER PURE SC	 SCOOTER	██████████	██████████	★★★★☆	★★★★☆	★★★★☆
MICHELIN S1	 SCOOTER	██████████	██████████	★★★★☆	★★★★☆	★★★★☆
MICHELIN BOPPER	 SCOOTER	██████████	██████████	★★★★☆	★★★★☆	★★★★☆
MICHELIN PILOT ROAD 4 SC	 RADIAL	██████████	██████████	★★★★★	★★★★★	★★★★☆
MICHELIN PILOT POWER 3 SC	 RADIAL	██████████	██████████	★★★★★	★★★★☆	★★★★☆
SCOOTER RETRO/LIFESTYLE						
MICHELIN S83	 SCOOTER	██████████	██████████	★★★★☆	★★★★☆	★★★★☆
MICHELIN ACS	 SCOOTER	██████████	██████████	★★★★☆	★★★★☆	★★★★☆



WET GRIP




















































LONGEVITY



AUTONOMY

MICHELIN usage recommendations, Indicative performance rating for MICHELIN tires.

	VEHICLE TYPE		ROAD TYPE		PERFORMANCE			
			ROAD	OFF-ROAD	Grip	KM MILES	URBAN USAGE	OFF-ROAD CAPACITY
ON-ROAD								
MICHELIN PILOT STREET 2		 SPORT			★★★★★	★★★★★	★★★★★	
MICHELIN PILOT STREET		 SPORT			★★★★☆	★★★★★	★★★★★	
MICHELIN PILOT MOTO GP		 SPORT			★★★★★	★★★★☆	★★★★☆	
MICHELIN NEW CITY EXTRA					★★★★★	★★★★☆	★★★★★	
MICHELIN NEW CITY EXTRA IND					★★★★★	★★★★☆	★★★★★	
MICHELIN CITY PRO					★★★★☆	★★★★☆	★★★★★	
MICHELIN CITY GRIP PRO					★★★★☆	★★★★☆	★★★★★	
MICHELIN M35					★★★★☆	★★★★☆	★★★★★	
ON-OFF DUAL USAGE								
MICHELIN ANAKEE STREET					★★★★☆	★★★★☆	★★★★★	★★★★★
MICHELIN SIRAC STREET					★★★★☆	★★★★☆	★★★★★	★★★★☆
MICHELIN NEW ANAKEE CROSS					★★★★☆	★★★★☆	★★★★★	★★★★★
MICHELIN REGGAE					★★★★☆	★★★★☆	★★★★★	★★★★☆
MICHELIN M45					★★★★☆	★★★★☆	★★★★★	★★★★☆



WET GRIP



LONGEVITY

URBAN USAGE
ROBUSTNESS

OFF-ROAD CAPACITY

MICHELIN usage recommendations, Indicative performance rating for MICHELIN tires.



MICHELIN

CITY GRIP SAVER



ROAD

OFF-ROAD

SPECIFICALLY DEVELOPED FOR ELECTRIC SCOOTERS



ENERGY SAVER

The MICHELIN City Grip Saver tire offers very low rolling resistance thanks to new «Electric ready» silica-based materials with very low power dissipation, so your battery lasts longer than with the original MICHELIN City Grip*.



EXCELLENT GRIP IN THE WET

A new silica-based rubber compound with shark tooth sipes gives this tire excellent grip on wet or slippery surfaces. It achieves remarkably short braking distances in the wet **!



RENOWNED LONGEVITY

Battery saving and maximum grip, while maintaining the renowned longevity of the City Grip ranges!

AEON : A11 SPORT
GOGORO : S2

ORIGINAL
EQUIPMENT



Size	TL / TT	CAI
100/80 - 12 M/C 56P	TL	931871



Size	TL / TT	CAI
110/80 - 12 M/C 61P	TL	393484
NEW 130/70 - 12 M/C 62S REINF	TL/TT	598240



Size	TL / TT	CAI
NEW 100/90 - 10 M/C 61P REINF	TL/TT	620556
NEW 90/90 - 10 M/C 50J	TL/TT	168110
NEW 3.50 - 10 M/C 59J REINF	TL/TT	380382
NEW 90/90 - 12 M/C 54S	TL/TT	857666
110/70 - 13 M/C 54S REINF	TL	768818
100/80 - 14 M/C 48S	TL	497075

* Modelling of power dissipation between a 100/80 - 14M/C 48S CITY GRIP SAVER TL and a CITY GRIP with GORORO S2. Done at the Michelin Research Center in France, in July 2018. Battery range lasts 7% more with MICHELIN City Grip Saver.

** Comparison done at the Michelin Test Centre in France, in November 2018, with a Honda PCX 125 scooter fitted with a 100/80 - 14 M/C 48S CITY GRIP SAVER TL tire at the front and a 110/70 - 13 M/C 54S REINF CITY GRIP SAVER TL tire at the rear, compared with a 100/80 - 14 M/C 48P CITY GRIP TL/TT front tire and a 110/70 - 13 M/C 48P CITY GRIP TL rear tire. Comparison results: the MICHELIN City Grip Saver stops 4.5 metres earlier than the MICHELIN City Grip.

MICHELIN CITY GRIP 2



ROAD

OFF-ROAD

YOUR TRUSTED ALLY ON DRY OR WET SURFACES, IN THE CITY OR ON OPEN ROADS, WHATEVER THE SEASON



EXCELLENT GRIP

A new silica-based rubber compound with shark tooth sipes gives this tire an excellent grip on wet or slippery surfaces. It achieves remarkably short braking distances in the wet *!



GREAT LONGEVITY

Renowned longevity of the City Grip ranges!



THE CHOICE OF PREMIUM MANUFACTURERS

The MICHELIN City Grip 2 has already been selected by major manufacturers to fit on their scooters (YAMAHA, PEUGEOT ...)

- PEUGEOT** : METROPOLIS 400
- PIAGGIO** : BEVERLY 300 / BEVERLY 400 / SPRINT & PRIMAVERA
- YAMAHA** : X-MAX 125 & 300, MY 2020
- GASGAS** : MUVI

ORIGINAL EQUIPMENT



Size	TL / TT	CAI
NEW 110/70 - 11 M/C 45L	TL	058636
110/70 - 12 M/C 47S	TL	679135
120/70 - 12 M/C 51S	TL	428596
120/70 - 13 M/C 53S	TL	686453
110/90 - 13 M/C 56S	TL	640985
110/70 - 13 M/C 48S	TL	334017
120/70 - 15 M/C 56S	TL	624880
110/70 - 16 M/C 52S	TL	930281
NEW 120/70 - 16 M/C 57S	TL	017030



Size	TL / TT	CAI
NEW 120/70 - 10 M/C 54L REINF	TL	706533
140/70 - 12 M/C 65S REINF	TL	494607
150/70 - 13 M/C 64S	TL	434660
140/60 - 13 M/C 63S REINF	TL	491976
140/60 - 14 M/C 64S REINF	TL	449613
140/70 - 14 M/C 68S REINF	TL	003142
150/70 - 14 M/C 66S	TL	276504
100/90 - 14 M/C 57S REINF	TL	139610
140/70 - 15 M/C 69S REINF	TL	997521
130/80 - 15 M/C 63S	TL	322226
130/70 - 16 M/C 61S	TL	241569
140/70 - 16 M/C 65S	TL	941396



Size	TL / TT	CAI
NEW 100/80 - 10 M/C 53L	TL	763843
NEW 120/70 - 11 M/C 56L REINF	TL	938947
110/90 - 12 M/C 64S	TL	178008
120/80 - 12 M/C 65S	TL	694192
130/70 - 12 M/C 62S REINF	TL	095189
120/70 - 12 M/C 58S REINF	TL	183833
NEW 110/70 - 12 M/C 47S	TL	204435
130/70 - 13 M/C 63S REINF	TL	019653
130/60 - 13 M/C 60S REINF	TL	691809
110/80 - 14 M/C 59S REINF	TL	139596
90/90 - 14 M/C 52S REINF	TL	454483
120/80 - 14 M/C 58S	TL	855484
120/70 - 14 M/C 61S REINF	TL	627902
120/80 - 16 M/C 60S	TL	580315
100/80 - 16 M/C 50S	TL	019996
90/80 - 16 M/C 51S REINF	TL	871874

* Braking distance comparison. The tires used at the front are PIRELLI ANGEL SCOOTER 120/70 - 15 56S TL and MICHELIN CITY GRIP 2 120/70 - 15 56S TL. The tires used at the rear are PIRELLI ANGEL SCOOTER 140/70 - 14 REINF 68S TL and MICHELIN CITY GRIP 2 140/70 - 14 REINF 68S TL. Comparison conducted on the test track at Ladoux (France), in May 2019 with a YAMAHA XMAX 125. Braking distance City grip 2 = 23,54 m and Pirelli Angel Scooter 25,31 m

*IT'S NOT AN EVOLUTION,
IT'S A MICHELIN REVOLUTION!*


MICHELIN CITY GRIP 2

SAFETY ON DRY OR WET SURFACES FOR AN URBAN OR ROAD USAGE.

SHARK TOOTH SIPES IMPROVES GRIP ON WET SURFACES AND PROVIDES AN **EXCEPTIONAL WET BRAKING DISTANCE**.



THE SILICA-BASED COMPOUND AND DIRECTIONAL GROOVE TREAD PATTERN CHANNEL WATER AWAY FROM THE CONTACT PATCH, ENSURING A PERFECT CONTROL **IN WET AND DRY CONDITIONS**.



Track

Sport & Road

Off-Road

Urban Mobility

Accessories

Technical Data

MICHELIN CITY GRIP

70 HOMOLOGATIONS.
MICHELIN IS LEADER ON THE SCOOTER MARKET IN EUROPE.

ORIGINAL EQUIPMENT

HONDA : PCX EV / FORZA 125 / SH 125 / SH 150
PEUGEOT : METROPOLIS 400CC / SATELIS 125
PIAGGIO : MP3 300 / MP3 350 / MP3 500 / BEVERLY 350 / GTS 125 & 300 / LIBERTY 50 / MEDLEY / 946
TORROT ELECTRIC : MUVI
YAMAHA : X-MAX 125 / X-MAX 400



ROAD

OFF-ROAD

1ST GENERATION OF THE MICHELIN CITY GRIP RANGES



EXCELLENT GRIP

Grip and safety on wet roads thanks to MICHELIN Progressive Sipe Technology patented sipes!



RENOWNED LONGEVITY

All technologies used aid longevity and control of the scooter, both in the dry and in the wet.



THE CHOICE OF PREMIUM MANUFACTURERS

Chosen for the most acclaimed scooter models: Piaggio MP3, Yamaha X-MAX, Honda PCX, Vespa GTS, etc.

MICHELIN WATER SIPE TECHNOLOGY



Size	TL / TT	CAI
110/70 - 11 45L	TL	822389
120/70 - 14 M/C 55P	TL	996576
100/80 - 14 M/C 48P	TL/TT	336154
110/70 - 14 M/C 50P	TL	672518
120/70 - 15 M/C 56P	TL	640949



Size	TL / TT	CAI
120/70 - 10 M/C 54L REINF	TL	352614
120/70 - 11 M/C 56L REINF	TL	024149
130/70 - 13 M/C 63P REINF	TL	752420
140/70 - 14 M/C 68P REINF	TL	418951
140/60 - 14 M/C 64P REINF	TL	279649
120/70 - 14 M/C 61P REINF	TL/TT	733128
120/70 - 14 M/C 55P	TL/TT	939889



Size	TL / TT	CAI
90/90 - 10 50j	TL	422970
100/80 - 10 53L	TL	616514
100/90 - 10 M/C 56j	TL	769001
90/90 - 12 54P	TL	771830
100/90 - 12 64P REINF	TL	386859



MICHELIN

POWER PURE SC



GRIP AND SPORTY PERFORMANCE FOR YOUR SCOOTER IN TOWN AND OUT



GREAT GRIP

Increased grip thanks to MICHELIN 2CT Dual-Compound Technology. This technology aids stability and handling by promoting even wear, needed for riding in an urban environment.



EXCELLENT LONGEVITY

2CT Dual-Compound Technology provides Excellent grip while offering excellent longevity.

CITY MOTION
ECCITY MOTOCYCLES, ARTELEC 670
PEUGEOT
CITYSTAR 125
YAMAHA
AEROX R, NITRO / AEROX 4T

ORIGINAL EQUIPMENT

MICHELIN 2CT TECHNOLOGY



Size	TL / TT	CAI
110/70 - 12 M/C 47L	TL	024497
120/70 - 13 M/C 53P	PEUGEOT OE TL	424346
110/90 - 13 M/C 56P	TL	796466
120/80 - 14 M/C 58S	TL	459869
120/70 - 15 M/C 56S	TL	888685



Size	TL / TT	CAI
140/70 - 12 60P	TL	458242
130/70 - 12 62P REINF	TL	305000
150/70 - 13 M/C 64S	TL	923566
140/60 - 13 M/C 57P	MBK OE TL	068265
130/70 - 13 M/C 63P REINF	TL	738847
130/80 - 15 M/C 63P	TL	286927



Size	TL / TT	CAI
120/70 - 12 58P REINF	TL	614566
120/70 - 12 51P	TL	101866
130/60 - 13 M/C 60P REINF	PEUGEOT OE TL	382282
130/60 - 13 M/C 53P	YAMAHA OE TL	146100

MICHELIN

S1



ROAD

OFF-ROAD

ALL THE **ESSENTIAL TIRE PERFORMANCE** FOR YOUR SCOOTER



A VERSATILE TIRE

A versatile tire that ensures a good level of grip with an elegant look for your scooter.



Size	TL / TT	CAI	Tube
3.00 - 10 50J REINF	TL/TT	871893	10B
3.50 - 10 59J REINF	TL/TT	968820	10B
130/70 - 10 M/C 52J	TL/TT	434962	
110/80 - 10 58J	TL/TT	104721	10C
100/80 - 10 53L	TL/TT	534454	10B
100/90 - 10 56J	TL/TT	104697	10B
90/90 - 10 50J	TL/TT	104720	10B
80/90 - 10 44J	TL/TT	601859	10B
80/100 - 10 46J	TL/TT	309015	10B

MICHELIN

BOPPER



ROAD

OFF-ROAD

A **SPORTY LOOK AND ESSENTIAL TIRE PERFORMANCE** FOR YOUR SCOOTER



SPORTY PERFORMANCE

With a semi-slick tread pattern for easy turn in and good lean angles with high grip levels



Size	TL / TT	CAI	Tube
120/90 - 10 57L	TL/TT	057030	
130/90 - 10 61L	TL/TT	057031	10CG
130/70 - 12 56L	TL/TT	057024	
120/70 - 12 51L	TL/TT	057023	



Track

Sport & Road

Off-Road

Urban Mobility

Accessories

Technical Data

MICHELIN

PILOT ROAD 4 SC



ROAD

OFF-ROAD

SAFETY AND STABLE HANDLING FOR YOUR MAXI-SCOOTER ON DRY AND WET ROADS



GOOD LEVEL OF GRIP

Good level of grip on dry and wet roads thanks to the combination of MICHELIN Water Brake Technology and a silica-based rubber compound. 100% silica rubber offers good grip in the most hazardous conditions on many road types.



STAY IN CONTROL

A radial structure that improves handling and stability of the most powerful Maxi-Scooters.



GREATER LONGEVITY

Thanks to Michelin 2CT technology, the MICHELIN Pilot Road 4 SC tire is designed to have a longer life.



MICHELIN 2CT TECHNOLOGY



Size	TL / TT	CAI
120/70 R 15 M/C 56H	TL	811754



Size	TL / TT	CAI
160/60 R 14 M/C 65H	TL	648697
160/60 R 15 M/C 67H	TL	620409

MICHELIN

PILOT POWER 3 SC



SAFETY AND SPORTY PERFORMANCE FOR YOUR MAXI-SCOOTER ON **DRY AND WET ROADS**



GOOD LEVEL OF GRIP FOR A SPORTY RIDE

Grip and stability for a sporty ride thanks to MICHELIN 2CT Dual-Compound Technology.



STAY IN CONTROL

A radial structure that improves handling and stability of the most powerful Maxi-Scooters.



GREATER LONGEVITY

Thanks to Michelin 2CT technology, the MICHELIN Pilot Power 3 SC tire is designed to give more even wear maintaining the handling and feel for longer.

MICHELIN 2CT TECHNOLOGY



Size	TL / TT	CAI
120/70 R 14 M/C 55H	TL	817220
120/70 R 15 M/C 56H	TL	171295



Size	TL / TT	CAI
160/60 R 15 M/C 67H	TL	184338

Track

Sport & Road

Off-Road

Urban Mobility

Accessories

Technical Data



MICHELIN

S83



ROAD

OFF-ROAD

A TRADITIONAL TREAD PATTERN DESIGN TO GIVE YOUR SCOOTER A RETRO LOOK



SAFETY AND GRIP

Safety and grip customized for the most legendary retro scooters, the ideal tire for fitting on 8 or 10-inch wheels.

ORIGINAL EQUIPMENT
INCLUDES THE VESPA
PX125 AND PX150

**ORIGINAL
EQUIPMENT**



Size	TL / TT	CAI	Tube
100/90 - 10 56j	TL/TT	104696	10B
3.00 - 10 42j	TL/TT	057199	10B
3.50 - 10 59j REINF	TL/TT	057203	10B
3.50 - 8 46j	TT	057237	8B

MICHELIN ACS



A **CUSTOMIZED DESIGN** TO GIVE YOUR SCOOTER A **RETRO LOOK**



SAFETY AND GRIP

Safety and grip customized for the most legendary retro scooters, the ideal tire for fitting on 9-inch wheels.



Size	TL / TT	CAI	Tube
2.75 - 9 35J	TT	366314	9AB3



Track

Sport & Road

Off-Road

Urban Mobility

Accessories

Technical Data

MICHELIN PILOT STREET 2

ROAD

OFF-ROAD

SAFETY ON BOTH WET AND DRY SURFACES FOR EVERYDAY USE



GRIP IN THE WET*

The MICHELIN Pilot Street 2 has a tread pattern inspired by the Moto GP™, with small central grooves and progressive side grooves designed for enhanced water clearance.



COVER GREATER DISTANCES

Specifically designed for your motorbike and your scooter, the tread depth and its special compounds maximize the distance you can cover**



AVOID NASTY SURPRISES

The tread compounds and pattern make MICHELIN Pilot Street 2 an ally for snaking through traffic in the dry or in the wet. Highly responsive to rider input, they offer a secure and pleasurable ride

* The independent body TÜV approved the results of a test conducted at Fontaine, in France, in September 2018, to assess the overall performance (grip, braking, agility) of the MICHELIN Pilot Street 2 compared to its main competitors in the wet (Front: COMPETITOR A 80/90-14 40 S TL, COMPETITOR B 80/90-14 40 S TL, MICHELIN PILOT STREET 80/90-14 46P REINF TL and MICHELIN PILOT STREET 2 80/90-14 46S REINF TL/Rear: COMPETITOR A 90/90-14 46 S TL, COMPETITOR B 90/90-14 46S TL, MICHELIN PILOT STREET 90/90-14 52P REINF TL and MICHELIN PILOT STREET 2 90/90-14 52S REINF TL).

** Wear performance measured by comparing tread depth and weight loss. Tires used for front position are ASPIRA PREMIO SPORTIVO 80/90-14 40 S TL, PIRELLI DIABLO SCOOTER 80/90-14 40S TL, Michelin Pilot Street 80/90 - 14 46P REINF TL and Michelin Pilot Street 2 80/90 - 14 46S REINF TL. Tires used for rear position are ASPIRA PREMIO SPORTIVO 90/90-14 46 S TL, PIRELLI DIABLO SCOOTER 90/90-14 46S TL, Michelin Pilot Street 90/90 - 14 52P REINF TL and Michelin Pilot Street 2 90/90 - 14 52S REINF TL. Tests conducted on a mixture of city streets, secondary and main roads, with Honda Click 125i in September 2018.



Size	TL / TT	CAI
70/90 - 14 M/C 40S REINF	TL	811771
80/80 - 14 M/C 43S REINF	TL	065493
70/90 - 16 M/C 42S REINF	TL	975702
60/90 - 17 M/C 36S REINF	TL	131903
70/80 - 17 M/C 35S	TL	370310
120/60 B 17 M/C 55S	TL	352983
110/70 - 17 M/C 54S	TL	718236



Size	TL / TT	CAI
140/70 - 13 M/C 61S	TL	242907
130/70 - 13 M/C 63S REINF	TL	096042
100/90 - 14 M/C 57S REINF	TL	442721
120/70 - 14 M/C 61S REINF	TL	583771
80/90 - 16 M/C 48S REINF	TL	770716
120/80 - 17 M/C 61S	TL	266397
140/70 - 17 M/C 66S	TL	546194
130/70 - 17 M/C 62S	TL	295442
150/60 B 17 M/C 66S	TL	452800



Size	TL / TT	CAI
90/90 - 10 M/C 50P	TL	064890
NEW 3.50 - 10 59J REINF	TL	310479
90/90 - 12 M/C 54S	TL	412245
130/70 - 12 M/C 62S REINF	TL	739341
NEW 120/70 - 12 M/C 58S REINF	TL	336771
90/90 - 14 M/C 52S REINF	TL	630872
80/90 - 14 M/C 46S REINF	TL	079440
70/90 - 17 M/C 43S REINF	TL	525543
90/90 - 17 M/C 49S	TL	226684
80/90 - 17 M/C 50S REINF	TL	993808
100/80 - 17 M/C 52S	TL	503701
90/80 - 17 M/C 46S	TL	638226
NEW 90/90 - 18 M/C 57S REINF	TL	607637

MICHELIN PILOT STREET



ROAD

OFF-ROAD

THE VERSATILE TIRE FOR YOUR URBAN AND EVERYDAY USE



RELIABILITY ON WET ROADS

A tread with grooves that run from the center to the shoulder to help evacuate water and provide good grip on wet roads.



GOOD LONGEVITY

Optimized balance, grip and wear thanks to a design inspired by Michelin sports and touring motorcycle tires.

ORIGINAL EQUIPMENT

AJP : PR3
APRILIA : RS4 / TUONO 125 / APRILIA SM /
 DERBY SENDA
BETAMOTOR : RR 50 MOTARD
SHERCO : SM-R
SWM : 125CC / NAKED 125 / SM 125 / SS12
YAMAHA : MT 125 / YZF-R 125 / MT-03
REIJU : MRT
FANTIC : XMF 125 MOTARD
VENT : DERAPAGE 50 CC



Size	TL / TT	CAI	Tube
90/90 - 17 M/C 49P	TL	327126	
100/80 - 17 M/C 52S	TL/TT	510280	17ME
90/80 - 17 M/C 46S	TL/TT	191781	17ME
110/70 - 17 M/C 54S	TL/TT	393922	17MG
110/70 - 17 M/C 54H	TL/TT	627009	17MG
2.75 - 18 42P	TL/TT	342827	18ME



Size	TL / TT	CAI	Tube
140/70 - 17 M/C 66H	TL/TT	666756	17MH
140/70 - 17 M/C 66S	TL/TT	024137	17MH
130/70 - 17 M/C 62S	TL/TT	758449	17MH
90/90 - 18 M/C 57P REINF	TL/TT	898552	18ME



Size	TL / TT	CAI	Tube
100/90 - 14 M/C 57P REINF	TL/TT	944867	
90/90 - 14 M/C 52P REINF	TL/TT	582269	
80/90 - 14 M/C 46P REINF	TL/TT	902535	14MCG
100/80 - 14 M/C 48P	TL/TT	020016	
90/80 - 14 M/C 49P REINF	TL	256067	
80/80 - 14 M/C 43P REINF	TL	320632	
120/70 - 14 M/C 61P REINF	TL	696105	
80/90 - 16 M/C 48S REINF	TL/TT	749130	

Size	TL / TT	CAI	Tube
80/90 - 17 M/C 50S REINF	TL/TT	446544	
70/90 - 17 M/C 43S REINF	TL/TT	788900	
60/90 - 17 M/C 30S	TT	372991	
110/80 - 17 M/C 57S	TL/TT	010712	17ME
80/80 - 17 M/C 46P REINF	TL	701696	
100/70 - 17 M/C 49S	TL/TT	765043	17ME
120/70 - 17 M/C 58S	TL	744651	
2.50 - 17 43P REINF	TT	517102	17MC

PILOT MOTO GP MICHELIN



ROAD

OFF-ROAD

CLAIM

RTB
texte



Size	TL / TT	CAI
80/90 - 14 M/C 46S REINF	TL	162551
90/90 - 14 M/C 52S REINF	TL	345350
100/90 - 14 M/C 57S REINF	TL	677244
70/90 - 14 M/C 40S REINF	TL	984146
90/80 - 14 M/C 49S REINF	TL	418053
100/80 - 14 M/C 48S	TL	750769



Size	TL / TT	CAI
70/90 - 17 M/C 43S REINF	TL	230230
80/90 - 17 M/C 50S REINF	TL	399351
90/80 - 17 M/C 46S	TL	237862
100/80 - 17 M/C 52S	TL	099766
120/70 - 17 M/C 58S	TL	759017

MICHELIN

CITY EXTRA



ROAD

OFF-ROAD

DURABLE AND RELIABLE FOR A TROUBLE-FREE RIDE



ROBUST AND RESISTANT

The renowned puncture resistant construction of the MICHELIN City Pro has been optimized even further to provide even more peace of mind on everyday commutes.



LONG LASTING

A tread pattern designed to last mile after mile



EXCELLENT WET GRIP

Water Sipe Technology ensures grip and safety in wet conditions



Size	TL / TT	CAI
80/100 - 18 M/C 47S	TL	789849



Size	TL / TT	CAI
140/70 - 13 M/C 61S	TL	402782
100/90 - 17 M/C 55S	TL/TT	386077
100/80 - 18 M/C 59S REINF	TL	759939



Size	TL / TT	CAI
100/90 - 10 M/C 61P REINF	TL	659959
90/90 - 10 M/C 50P	TL	376508
3.00 - 10 50J REINF	TL	957496
3.50 - 10 59J REINF	TL	132319
90/90 - 12 M/C 54P	TL	315093
110/70 - 12 M/C 47P	TL	225307
120/70 - 12 M/C 58P REINF	TL	484379
130/70 - 12 M/C 62P REINF	TL	876662
120/70 - 13 M/C 53S	TL	211317
110/70 - 13 M/C 48S	TL	767166
130/70 - 13 M/C 63S REINF	TL	039157
100/90 - 14 M/C 57S REINF	TL	593259
90/90 - 14 M/C 52P REINF	TL	238005
80/90 - 14 M/C 46P REINF	TL	086104
70/90 - 14 M/C 40S REINF	TL	525659
110/80 - 14 M/C 59S REINF	TL	269639

Size	TL / TT	CAI
80/80 - 14 M/C 43S REINF	TL	058973
120/80 - 16 M/C 60S	TL	410017
100/80 - 16 M/C 50S	TL	920876
90/80 - 16 M/C 51S REINF	TL	787009
50/100 - 17 M/C 30P REINF	TT	615966
60/90 - 17 M/C 36S REINF	TL	287583
70/90 - 17 M/C 43S REINF	TL	616173
2.25 - 17 38P REINF	TT	321766
2.50 - 17 43P REINF	TT	872562
2.75 - 17 47P REINF	TT	646360
80/90 - 17 M/C 50S REINF	TL	988315
90/80 - 17 M/C 46S	TL	332720
100/90 - 18 M/C 62S REINF	TL	492196
90/90 - 18 M/C 57S REINF	TL	443903
2.75 - 18 48S REINF	TL	998251

Technical breakthroughs

MICHELIN
ADAPTIVE
DESIGN



10% MORE MILEAGE
than MICHELIN CITY PRO

ANTI-
PUNCTURE



keeping **THE FAMOUS PUNCTURE
RESISTANCE** of MICHELIN CITY PRO

MICHELIN
WATER SIPE
TECHNOLOGY



**24% BETTER
WET GRIP**
performance than
MICHELIN CITY PRO



Track

Sport & Road

Off-Road

Urban Mobility

Accessories

Technical Data

MICHELIN CITY EXTRA IND



ROAD

OFF-ROAD

DURABLE AND RELIABLE FOR A TROUBLE-FREE RIDE



ROBUST AND RESISTANT

The renowned puncture resistant construction of the MICHELIN City Pro has been optimized even further to provide even more peace of mind on everyday commutes.



LONG LASTING

A tread pattern designed to last mile after mile



EXCELLENT WET GRIP

Water Sipe Technology ensures grip and safety in wet conditions



Size	TL / TT	CAI
90/90 - 17 M/C 49P	TL	495882
100/80 - 17 M/C 52P	TL	598815
2.75 - 17 41P	TL	085690
80/100 - 18 M/C 47P	TL	718583
2.75 - 18 42P	TL	827496
2.75 - 18 42P	TT	120925



Size	TL / TT	CAI
120/80 - 17 M/C 67P REINF	TL	521030
110/80 - 17 M/C 57P	TL	708794
140/70 - 17 M/C 66P CITY EXTRA IND R TL	TL	417144
3.00 - 17 50P REINF	TT	322582
80/100 - 18 M/C 54P REINF	TL	389518
100/90 - 18 M/C 56P CITY EXTRA IND R TL	TL	493860
3.00 - 18 52P REINF	TT	610785
3.00 - 18 52P REINF	TL	746629
2.75 - 18 48P REINF	TL	414038
2.75 - 18 48P REINF	TT	504658



Size	TL / TT	CAI
90/100 - 10 53J	TL	065778
3.00 - 10 42J	TT	546029
3.50 - 10 51J	TT	864872
90/90 - 12 54J	TL	572699

Technical breakthroughs

MICHELIN
ADAPTIVE
DESIGN



10% MORE MILEAGE
than MICHELIN CITY PRO

ANTI-
PUNCTURE



keeping **THE FAMOUS PUNCTURE**
RESISTANCE of MICHELIN CITY PRO

MICHELIN
WATER SIPE
TECHNOLOGY



**24% BETTER
WET GRIP**
performance than
MICHELIN CITY PRO



Track

Sport & Road

Off-Road

Urban Mobility

Accessories

Technical Data

MICHELIN CITY PRO



ROAD

OFF-ROAD

YOUR ALLY AGAINST THE UNEXPECTED



PUNCTURE-RESISTANT


Excellent puncture resistance thanks to Michelin Overlap Technology (MOT), which incorporates 3 reinforced plies under the tread.



LONGEVITY

The significant depth of the tread increases the longevity of the tire while giving secure grip on wet roads thanks to its full-length central groove and its increased level of grooving as lean angles increase.

MICHELIN HIGH DENSITY TECHNOLOGY



Size	TL / TT	CAI	Tube
80/80 - 16 M/C 45S REINF	TL/TT	305452	16MD
50/100 - 17 M/C 30P REINF	TT	715270	
60/90 - 17 M/C 36S REINF	TT	901047	
2.75 - 18 48S REINF	TL	069763	18ME



Size	TL / TT	CAI
110/80 - 14 M/C 59S REINF	TT	637986
100/90 - 17 M/C 55P	TL/TT	754985
80/90 - 17 M/C 50S REINF	TT	933934
3.00 - 17 50P REINF	TT	460031
100/80 - 18 M/C 59P REINF	TL	034066



Size	TL / TT	CAI	Tube
90/90 - 14 M/C 52P REINF	TT	007393	
80/90 - 14 M/C 46P REINF	TT	662942	14MCG
70/90 - 14 M/C 40P REINF	TT	376131	
100/80 - 16 M/C 50P	TL/TT	518358	16MF
90/80 - 16 M/C 51S REINF	TL	044558	
3.50 - 16 58P REINF	TL/TT	445718	16MF
80/90 - 17 M/C 50S REINF	TT	119984	

Size	TL / TT	CAI	Tube
70/90 - 17 M/C 43S REINF	TT	835288	
2.75 - 17 47P REINF	TT	625290	CH. 2.75 - 17 / 3.00 - 17 AIRSTOP
2.50 - 17 M/C 43P REINF	TT	005561	17MC
2.25 - 17 38P REINF	TT	783846	17MC
90/90 - 18 M/C 57P REINF	TL	827549	18ME
100/90 - 18 M/C 56P	TT	469475	18ME
3.00 - 18 52S REINF	TT	589411	18ME

MICHELIN CITY GRIP PRO



ROAD

OFF-ROAD

DES SCULPTURES À CRAMPONS
POUR UN USAGE ROUTE OU CHEMIN
AVEC VOTRE SCOOTER



ADAPTÉ À TOUS LES TERRAINS

Adapté à tous les terrains avec sa sculpture à crampons, un look fun et original pour un pneu scooter.



Size	TL / TT	CAI
80/80 - 14 M/C 43P REINF	TL	838357
90/80 - 14 M/C 49P REINF	TL	579746
110/80 - 14 M/C 59P REINF	TL	364692
80/90 - 14 M/C 46P REINF	TL	785166
90/90 - 14 M/C 52P REINF	TL	987483
70/90 - 14 M/C 40P REINF	TL	355760
80/90 - 17 M/C 50P REINF	TL	582411
70/90 - 17 M/C 43P REINF	TL	729670
90/80 - 17 M/C 53P REINF	TL	894935

MICHELIN M35

ROAD

OFF-ROAD

CLAIM

RTB

texte



Size	TL / TT	CAI	Tube
2.75 - 17 47P REINF	TT	057013	17MD
2.50 - 17 43P REINF	TT	057015	17MC
2.25 - 17 38P REINF	TT	057014	17MC



MICHELIN

ANAKEE STREET



ROAD

OFF-ROAD



THE TIRE DESIGNED FOR BOTH ROADS AND TRAILS



SAFETY ON THE ROAD

Excellent stability and handling thanks to the imposing indented tread blocks, helping to make them more robust off road



CONTROL ON TRAILS

Optimized tread pattern for grip and even wear whatever the terrain. Directional V-shaped tread layout gives optimum roadholding, on or off tarmac.



Size	TL / TT	CAI
90/90 - 19 M/C 52P	TL	742388
80/90 - 21 M/C 48S	TL	631152
NEW 90/90 - 21 M/C 54T	TL	490112



Size	TL / TT	CAI
130/70 - 13 M/C 57P	TL	363927
130/80 - 17 M/C 65T	TL	177836
110/90 - 17 M/C 60P	TL	211547
120/90 - 17 M/C 64T	TL	775950
110/80 - 18 M/C 58S	TL	509515
120/80 - 18 M/C 62T	TL	920723



Size	TL / TT	CAI
80/80 - 14 M/C 43P REINF	TL	655113
80/90 - 14 M/C 46P REINF	TL	224770
90/80 - 14 M/C 49P REINF	TL	776362
NEW 100/90 - 14 M/C 57P REINF	TL	279163
90/90 - 14 M/C 52P REINF	TL	413011
100/80 - 14 M/C 48P	TL	943988
110/80 - 14 M/C 59P REINF	TL	571449
110/80 - 14 M/C 53P	TL	306548
NEW 120/70 - 14 M/C 61P REINF	TL	003956
NEW 80/80 - 16 M/C 45S REINF	TL	829500
NEW 90/80 - 16 M/C 51S REINF	TL	621334

Size	TL / TT	CAI	Tube
80/80 - 17 M/C 46P REINF	TL	524918	
90/80 - 17 M/C 53P REINF	TL	968546	17ME VALVE TR4
NEW 90/90 - 17 M/C 49S	TL	666914	
NEW 3.00 - 17 50P REINF	TT	327263	
NEW 2.25 - 17 38P REINF	TT	132307	
NEW 2.50 - 17 43P REINF	TT	202324	
NEW 2.75 - 17 47P REINF	TT	479452	
NEW 3.00 - 17 50P REINF	TT	327263	
80/100 - 18 M/C 47P	TL	326398	
90/90 - 18 M/C 57P REINF	TL	112566	
100/90 - 18 M/C 56P	TL	920488	

MICHELIN SIRAC STREET



ROAD

OFF-ROAD



CLAIM

RTB

texte



Size	TL / TT	CAI
80/90 - 14 M/C 46P REINF	TL	202879
90/90 - 14 M/C 52P REINF	TL	355662
70/90 - 17 M/C 43P REINF	TL	249970
80/80 - 17 M/C 46P REINF	TL	558912
80/90 - 17 M/C 50P REINF	TL	345938
90/80 - 17 M/C 53P REINF	TL	338551

Track


Sport & Road

Off-Road

Urban Mobility

Accessories

Technical Data



NEW

MICHELIN ANAKEE CROSS



ALL-ROUND PERFORMANCE NO MATTER THE TERRAIN



LONGEVITY WITHOUT UNEVEN WEAR

Durable and sturdy thanks to a new tread compound and reinforced casing, the MICHELIN Anakee Cross is a long-lasting tire made for tackling the most testing road and trail hazards.



GRIP ON ANY SURFACE

Dynamic Tread Design with big blocks provides maximum grip on any surface.



ROBUSTNESS

Sturdy tyre construction provides strength to tackle any kind of road hazards.

ROBUSTNESS



LONG LASTING COMPOUND



MICHELIN ADAPTIVE DESIGN



Specific V shape tread pattern for **BETTER WET GRIP**



More blocks/edges for **BETTER GRIP**

MICHELIN ADAPTIVE DESIGN



Specific V shape tread pattern for **BETTER WET GRIP**



More blocks/edges for **BETTER GRIP**



Size	TL / TT	CAI
80/100 - 18 M/C 47P	TL	166921
90/90 - 19 M/C 52P	TT	946977



Size	TL / TT	CAI
120/80 - 18 M/C 62P	TT	333079
110/90 - 18 M/C 61P REINF	TT	812278
80/100 - 18 M/C 54P REINF	TL	309283



Size	TL / TT	CAI
90/100 - 10 53J	TL	973385
90/90 - 12 54J	TL	565578

MICHELIN REGGAE



THE ADVENTURE STYLE ON-OFF ROAD TIRE FOR YOUR SCOOTER



SUITABLE FOR ALL TERRAINS
Suitable for all terrains with its tread block pattern, a funky and original look for your scooter that's fully functional.



Size	TL / TT	CAI
120/90 - 10 57J	TL	057104
130/90 - 10 61J	TL	104647

MICHELIN M45



CLAIM



RTB
texte



Size	TL / TT	CAI	Tube
2.75 - 17 47S REINF	TT	057019	17MD
2.25 - 17 38S REINF	TT	104458	17MC

ACCESSORIES

ROAD INNER TUBES



REF 2171

MOTO - TR4



CAI	Dimension	Short dim.	Dimensional Coverage
605348	CH. 15MI VALVE 2171	15MI	130/90-15
012116	CH. 15MJ VALVE 2171	15MJ	180/70-15 ; 140/90-15 ; 150/90-15 ; 170/80-15
190223	CH. 16MD VALVE TR4	16MD	2.50-16 ; 2.75-16 ; 80/80-16 ; 90/80-16
668275	CH. 16MF VALVE TR4	16MF	3.25- 16 ; 3.50-16 ; 100/80-16 ; 100/90-16 ; 90/90-16
178176	CH. 16MG VALVE TR4	16MG	110/90-16 ; 120/80-16
236127	CH. 16MI AIRSTOP VALVE TR4 TALC	16MI Talc	180/55-17 ; MT90-16 ; MU90-16 ; MU85-16 ; 120/90-16 ; 130/90-16 ; 140/90-16 ; 150/80-16 ; 160/80-16 ; 180/65-16
099604	CH. 16MI VALVE 2171	16MI 2171	180/55-17 ; MT90-16 ; MU90-16 ; MU85-16 ; 120/90-16 ; 130/90-16 ; 140/90-16 ; 150/80-16 ; 160/80-16
730243	CH. 16MI2 AIRSTOP VALVE TR4 TALC	16MI2 Talc	180/55-17 ; MT90-16 ; MU90-16 ; MU85-16 ; 120/90-16 ; 130/90-16 ; 140/90-16 ; 150/80-16 ; 160/80-16
959484	CH. 16MI2 VALVE TR4	16MI2	180/55-17 ; MT90-16 ; MU90-16 ; MU85-16 ; 120/90-16 ; 130/90-16 ; 140/90-16 ; 150/80-16 ; 160/80-16
524451	CH. 17MC VALVE TR4	17MC	2.25-17 ; 2.50-17
143858	CH. 17MD VALVE TR4	17MD	2.75-17
788345	CH. 17ME VALVE TR4	17ME	3.00-17 ; 100/80-17 ; 90/80-17
306786	CH. 17MG VALVE TR4	17MG	120/60-17 ; 110/70-17 ; 120/70-17 ; 110/80-17 ; 110/90-17 ; 4.00-17 ; 4.60-17 ; 120/80-17
166806	CH. 17MH VALVE TR4	17MH	130/70-17 ; 140/70-17 ; 130/80-17 ; 120/90-17
166806	CH. 17MH VALVE TR4	17MH	130/70-17 ; 140/70-17 ; 130/80-17 ; 120/90-17
335733	CH. 17MHR VALVE TR4	17MHR	140/80-17, 150/60-17, 160/60-17
899702	CH. 17MI VALVE TR4	17MI	150/70-17, 160/70-17, 140/80-17, 130/90-17, 170/60-17
899702	CH. 17MI VALVE TR4	17MI	150/70-17, 160/70-17, 140/80-17, 130/90-17, 170/60-17
899702	CH. 17MI VALVE TR4	17MI	150/70-17, 160/70-17, 140/80-17, 130/90-17, 170/60-17
099768	CH. 17MI VALVE TR4 HD TALC	17MI HD Talc	180/60-17, 150/70-17, 160/70-17, 140/80-17, 130/90-17
528151	CH. 18MC VALVE TR4	18MC	2.50-18
718703	CH. 18ME VALVE TR4	18ME	2.75-18 ; 3.00-18 ; 80/100-18 ; 90/90-18
929348	CH. 18MF VALVE TR4	18MF	110/80-18 ; 120/80-18 ; 100/90-18 ; 110/90-18 ; 3.25-18 ; 3.50-18
929348	CH. 18MF VALVE TR4	18MF	110/80-18 ; 120/80-18 ; 100/90-18 ; 110/90-18 ; 3.25-18 ; 3.50-18
929348	CH. 18MF VALVE TR4	18MF	110/80-18 ; 120/80-18 ; 100/90-18 ; 110/90-18 ; 3.25-18 ; 3.50-18
410943	CH. 18MG VALVE TR4	18MG	130/70-18 ; 110/80-18 ; 120/80-18 ; 130/80-18 ; 100/90-18 ; 110/90-18 ; 120/90-18 ; 3.25-18 ; 3.50-18 ; 4,00-18 ; 4.10-18 ; 4.60-18 ; 150/70-18
410943	CH. 18MG VALVE TR4	18MG	130/70-18 ; 110/80-18 ; 120/80-18 ; 130/80-18 ; 100/90-18 ; 110/90-18 ; 120/90-18 ; 3.25-18 ; 3.50-18 ; 4,00-18 ; 4.10-18 ; 4.60-18 ; 150/70-18

CAI	Dimension	Short dim.	Dimensional Coverage
390115	CH. 19ME VALVE TR4	19ME	2.50-19 ; 3.00-19 ; 90/90-19
623271	CH. 19MF- RED VALVE TR4 HD	19MF Red HD	3.25-19 ; MJ90-19 ; 110/80-19 ; 100/90-19 ; 110/90-19 ; 120/60-19 ; 120/70-19 ; 90/100-19
032532	CH. 19MF VALVE TR4	19MF	3.25-19 ; 110/80-19 ; 100/90-19 ; 110/90-19 ; 120/60-19 ; 90/100-19 ; 120/70-19 ; 130/60 - 19
032532	CH. 19MF VALVE TR4	19MF	3.25-19 ; 110/80-19 ; 100/90-19 ; 110/90-19 ; 120/60-19 ; 90/100-19 ; 120/70-19 ; 130/60-19
554214	CH. 19MF VALVE TR4 HD TALC	19MF HD Talc	3.25-19 ; MJ90-19 ; MM90-19 ; 110/80-19 ; 100/90-19 ; ; 110/90-19 ; 120/60-19 ; 120/70-19 ; 90/100-19
206108	CH. 21MD VALVE TR4	21MD	2.50-21 ; 2.75-21 ; 3.00-21 ; MH90-21 ; 80/90-21 ; 90/90-21 ; 80/100-21 ; 90/100-21
206108	CH. 21MD VALVE TR4	21MD	2.50-21 ; 2.75-21 ; 3.00-21 ; MH90-21 ; 80/90-21 ; 90/90-21 ; 80/100-21 ; 90/100-21
206108	CH. 21MD VALVE TR4	21MD	2.50-21 ; 2.75-21 ; 3.00-21 ; MH90-21 ; 80/90-21 ; 90/90-21 ; 80/100-21 ; 90/100-21
206108	CH. 21MD VALVE TR4	21MD	2.50-21 ; 2.75-21 ; 3.00-21 ; MH90-21 ; 80/90-21 ; 90/90-21 ; 80/100-21 ; 90/100-21
206108	CH. 21MD VALVE TR4	21MD	2.50-21 ; 2.75-21 ; 3.00-21 ; MH90-21 ; 80/90-21 ; 90/90-21 ; 80/100-21 ; 90/100-21
206108	CH. 21MD VALVE TR4	21MD	2.50-21 ; 2.75-21 ; 3.00-21 ; MH90-21 ; 80/90-21 ; 90/90-21 ; 80/100-21 ; 90/100-21
888125	CH. 21MD VALVE TR4 HD TALC	21MD HD Talc	2.50-21 ; 2.75-21 ; 3.00-21 ; MH90-21 ; 80/90-21 ; ; 90/90-21 ; 80/100-21 ; 90/100-21
793259	CH. 2.75 - 17 / 3.00 - 17 AIRSTOP	2.75-17 / 3.00-17	Changed from MBK to India
118789	CH. 100/90-17 AIRSTOP	100/90-17	Changed from MBK to India
467409	CH. 2.75 - 18 / 3.00 - 18 AIRSTOP	2.75-18 / 3.00-18	Changed from MBK to India
198148	CH. 100/90-18 AIRSTOP	100/90-18	100/90 - 18
491631	CH. 18MC VALVE TR4 LEVORIN	18MC	2.50-18
760070	CH. 3.50 - 19 AIRSTOP	3.50-19	3.50-19
484733	CH. 3.00 - 19 / 3.25 - 19 AIRSTOP	3.00-19 / 3.25-19	3.00 - 19 / 3.25 - 19
668275	CH. 16MF VALVE TR4		3.25 - 16 ; 3.50-16 ; 100/80-16 ; 100/90-16 ; 90/90-16
605348	CH. 15MI VALVE 2171		130/90-15
012116	CH. 15MJ VALVE 2171		180/70-15 ; 140/90-15 ; 150/90-15 ; 170/80-15
118789	CH. 100/90-17 AIRSTOP	100/90-17	100/90 - 17
198148	CH. 100/90-18 AIRSTOP	100/90-18	100/90 - 18
793259	CH. 2.75 - 17 / 3.00 - 17 AIRSTOP	2.75 - 17 / 3.00 - 17	2.75 - 17 / 3.00 - 17
467409	CH. 2.75 - 18 / 3.00 - 18 AIRSTOP	2.75 - 18 / 3.00 - 18	2.75 - 18 / 3.00 - 18
760070	CH. 3.50 - 19 AIRSTOP	3.50 - 19	3.50 - 19
484733	CH. 3.00 - 19 / 3.25 - 19 AIRSTOP	3.00 - 19 / 3.25 - 19	3.00 - 19 / 3.25 - 19
099768	CH. 17MI VALVE TR4 HD TALC		New Entry
554214	CH. 19MF VALVE TR4 HD TALC		New Entry.
888125	CH. 21MD VALVE TR4 HD TALC		New Entry.
236127	CH. 16MI AIRSTOP VALVE TR4 TALC		180/55-17 ; MT90-16 ; MU90-16 ; MU85-16 ; 120/90-16 ; 130/90-16 ; 140/90-16 ; 150/80-16 ; 160/80-16 ; 180/65-16
730243	CH. 16MI2 AIRSTOP VALVE TR4 TALC		New Entry
995291	CH. 100/90 - 18 / 120/80 - 18 AIRSTOP IND	100/90-18 & 120/80-18	100/90-18 & 120/80-18
043757	CH. 16MJ AIRSTOP VALVE TR4	16 MJ Valve TR4	180/70-16
784762	CH. 21MF AIRSTOP TR4	21MF	120/70-21
920615	CH. 18MI AIRSTOP TR4	18MI	180/55-18
166806	CH. 17MH VALVE TR4	17MH	130/70-17 ; 140/70-17 ; 130/80-17 ; 120/90-17
326695	100/90-18 / 110/90-18 / 120/80-18 AIRSTOP IND	100/90-18 110/90-18 120/80-18	100/90-18 & 110/90-18 & 120/80-18
326695	100/90-18 / 110/90-18 / 120/80-18 AIRSTOP IND	100/90-18 110/90-18 120/80-18	100/90-18 & 110/90-18 & 120/80-18

Track

Sport & Road

Off-Road

Urban Mobility

Accessories

Technical Data

OFF ROAD INNER TUBES



UHD
ULTRA-HEAVY DUTY INNER TUBE
4 mm thick

REINF.
2,5 mm thick

CAI	Dimension	Short dim.	Dimensional Coverage
155574	CH. 10 MBR VALVE TR4	10MBR	2.50-10 ; 2.75-10
974530	CH. 12 MCR VALVE TR4	12MCR	2.50-12 ; 80/100-12
931670	CH. 14 MBR VALVE TR4	14MBR	60/100-14
600967	CH. 18 UHD LARGE TR4	18 UHD Large	140/80-18
034757	CH. 18 UHD MEDIUM TR4	18UHD Medium	100/100-18 ; 110/100-18 ; 120/90- 18 ; 130/80-18
830920	CH. 18MFR VALVE TR4	18MFR	130/80-18 ; 100/100-18 ; 110/100-18
830920	CH. 18MFR VALVE TR4	18MFR	130/80-18 ; 100/100-18 ; 110/100-18
795250	CH. 18MGR VALVE TR4	18MGR	130/80-18 ; 140/80-18 ; 120/90-18 ; 130/90-18 ; 100/100-18 ; 110/100-18
795250	CH. 18MGR VALVE TR4	18MGR	130/80-18 ; 140/80-18 ; 120/90-18 ; 130/90-18 ; 100/100-18 ; 110/100-18
842770	CH. 19 UHD TR4	19UHD	100/90-19 ; 110/90-19 ; 120/80-19 ; 130/70-19
754720	CH. 19MER VALVE TR4	19MER	120/80-19 ; 100/90-19
754720	CH. 19MER VALVE TR4	19MER	120/80-19 ; 100/90-19
623140	CH. 19MFR VALVE TR4	19MFR	110/90-19 ; 130/70-19
135666	CH. 21 TRIAL VALVE TR4	21TRIAL	2.75-21 Special Trial
827203	CH. 21 UHD TR4	21UHD	80/100-21 ; 90/90-21
833092	CH. 21MDR VALVE TR4	21MDR	2.50-21 ; 2.75-21 ; 3.00-21 ; 80/90-21 ; 90/90-21 ; 80/100-21 ; 90/100-21
833092	CH. 21MDR VALVE TR4	21MDR	2.50-21 ; 2.75-21 ; 3.00-21 ; 80/90-21 ; 90/90-21 ; 80/100-21 ; 90/100-21
125391	CH. 70/100-17 RSTOP REINF ST30F MI	70/100-17	70/100-17
125392	CH. 70/100-19 RSTOP REINF ST30F MI	70/100-19	70/100-19
125389	CH. 90/100-14 RSTOP REINF ST30F MI	90/100-14	90/100-14
125390	CH. 90/100-16 RSTOP REINF ST30F MI	90/100-16	90/100-16
931670	CH. 14 MBR VALVE TR4		60/100-14
155574	CH. 10 MBR VALVE TR4		2.50-10 ; 2.75-10
125391	CH. 70/100-17 RSTOP REINF ST30F MI	70/100-17	70/100-17

OFF ROAD RIM BAND



CAI	Dimension	CAI	Dimension
919627	1.35/1.85 X 17/18 (1200X25)	646046	3.00 X 16 (1300X33) C
949947	1.60/1.85 X 21 (1400X25)	237969	3.00 X 16 (1300X33) D
656415	1.60/2.00 X 18/19 (1300X25)	121773	1.60/1.85 X 21 (1400X22)
359215	2.15/3.00X17/18/19 (1300X25)	084980	4.50 x 17/18 (1200x63)
084980	4.50 x 17/18 (1200x63)	919627	1.35/1.85 X 17/18 (1200X25)
237969	3.00 X 16 (1300X33) D	949947	1.60/1.85 X 21 (1400X25)
646046	3.00 X 16 (1300X33) C	656415	1.60/2.00 X 18/19 (1300X25)
121773	1.60/1.85 X 21 (1400X22)	359215	2.15/3.00X17/18/19(1200X33)
509317	3.50 X 16 (1050X45)	509317	3.50 X 16 (1050X45)

MICHELIN BIB MOUSSE

THE MICHELIN BIB MOUSSE PACKAGE CONTAINS:

- One MICHELIN Bib Mousse
- One Fitting Gel (maximizes the lifespan of MICHELIN Bib Mousse)
- Michelin stickers and use by date
- User Instructions

MORE INFORMATION P120



MICHELIN Bib Mousse	CAI	Michelin Tire	Tire dimension	Tire CAI	Tubes dim UHD	CAI UHD		
M15	057333	MICHELIN StarCross 6 SAND	80/100-21	329081	21 UHD	827203		
		MICHELIN StarCross 6 MEDIUM SOFT	80/100-21	222624	21 UHD	827203		
		MICHELIN StarCross 6 MEDIUM HARD	80/100-21	004958	21 UHD	827203		
		MICHELIN StarCross 5 SAND	80/100-21	930497	21 UHD	827203		
		MICHELIN StarCross 5 SOFT	80/100-21	785304	21 UHD	827203		
		MICHELIN StarCross 5 MEDIUM	80/100-21	106704	21 UHD	827203		
		MICHELIN TRACKER	80/100-21	691556	21 UHD	827203		
		MICHELIN TRACKER	90/90-21	920489	21 UHD	827203		
		MICHELIN Enduro MEDIUM MS	90/90-21	537009	21 UHD	827203		
		MICHELIN Enduro HARD	90/90-21	87442	21 UHD	827203		
		M16	338000	MICHELIN StarCross 6 MEDIUM SOFT	90/100-21	255766	21 UHD	827203
				MICHELIN StarCross 6 MEDIUM HARD	90/100-21	812208	21 UHD	827203
MICHELIN StarCross 6 HARD	90/100-21			274832	21 UHD	827203		
MICHELIN StarCross 5 SAND	80/100-21			930497	21 UHD	827203		
MICHELIN StarCross 5 SOFT	80/100-21			785304	21 UHD	827203		
MICHELIN StarCross 5 SOFT	90/100-21			725836	21 UHD	827203		
MICHELIN StarCross 5 MEDIUM	80/100-21			106704	21 UHD	827203		
MICHELIN StarCross 5 MEDIUM	90/100-21			201735	21 UHD	827203		
MICHELIN StarCross 5 HARD	90/100-21			290055	21 UHD	827203		
MICHELIN Desert Race	90/90-21			209230	21 UHD	827203		
MICHELIN Enduro MEDIUM	90/90-21			537009	21 UHD	827203		
MICHELIN Enduro MEDIUM	90/100-21			255766	21 UHD	827203		
MICHELIN Enduro HARD	90/90-21			537009	21 UHD	827203		
MICHELIN Enduro HARD	90/100-21			633081	21 UHD	827203		



MICHELIN Bib Mousse	CAI	Michelin Tire	Tire dimension	Tire CAI	Tubes dim UHD	CAI UHD
M18	763062	MICHELIN StarCross 5 SOFT	100/100-18	143683	18 UHD Medium	034757
		MICHELIN StarCross 5 SOFT	110/100-18	227750	18 UHD Medium	034757
		MICHELIN StarCross 5 MEDIUM	100/100-18	916748	19 UHD	842770
		MICHELIN StarCross 5 MEDIUM	110/100-18	111795	18 UHD Medium	034757
		MICHELIN StarCross 6 MEDIUM SOFT	110/100-18	466282	18 UHD Medium	034757
		MICHELIN StarCross 6 MEDIUM HARD	110/100-18	954297	18 UHD Medium	034757
		MICHELIN Enduro MEDIUM	120/90-18	658101	18 UHD Medium	034757
		MICHELIN TRACKER	120/90-18	885099	18 UHD Large	600967
		MICHELIN Enduro Xtrem	140/80-18	101261	18 UHD Large	600967
		M14	057337	MICHELIN StarCross 6 MEDIUM SOFT	120/90-18	901841
MICHELIN StarCross 6 MEDIUM HARD	120/90-18			537861	18 UHD Large	600967
MICHELIN StarCross 5 SOFT	120/90-18			901841	18 UHD Medium	034757
MICHELIN StarCross 5 MEDIUM	120/90-18			771311	18 UHD Medium	034757
MICHELIN Enduro MEDIUM	140/80-18			536997	18 UHD Large	600967
MICHELIN Enduro Xtrem	140/80-18			101261	18 UHD Large	600967
M02	057331	MICHELIN Desert Race	140/80-18	111636	18 UHD Large	600967
		MICHELIN Desert Race BAJA	140/80-18	159093	18 UHD Large	600967
M22	057334	MICHELIN StarCross 6 SAND	100/90-19	297381	19 UHD	842770
		MICHELIN StarCross 6 MUD	100/90-19	871319	19 UHD	842770
		MICHELIN StarCross 6 MEDIUM SOFT	100/90-19	233393	19 UHD	842770
		MICHELIN StarCross 6 MEDIUM HARD	100/90-19	775871	19 UHD	842770
		MICHELIN StarCross 5 SAND	100/90-19	297381	19 UHD	842770
		MICHELIN StarCross 5 SOFT	100/90-19	162418	19 UHD	842770
		MICHELIN StarCross 5 MEDIUM	100/90-19	964279	19 UHD	842770
		MICHELIN TRACKER	100/90-19	777632	19 UHD	842770
M199	057335	MICHELIN StarCross 6 SAND	110/90-19	21333	19 UHD	842770
		MICHELIN StarCross 6 MUD	110/90-19	271222	19 UHD	842770
		MICHELIN StarCross 6 MEDIUM SOFT	110/90-19	733790	19 UHD	842770
		MICHELIN StarCross 6 MEDIUM SOFT	120/80-19	506348	19 UHD	842770
		MICHELIN StarCross 6 MEDIUM HARD	110/90-19	992418	19 UHD	842770
		MICHELIN StarCross 6 MEDIUM HARD	120/80-19	120839	19 UHD	842770
		MICHELIN StarCross 6 HARD	120/80-19	247344	19 UHD	842770
		MICHELIN StarCross 5 SAND	110/90-19	949050	19 UHD	842770
		MICHELIN StarCross 5 SOFT	110/90-19	733790	19 UHD	842770
		MICHELIN StarCross 5 SOFT	110/90-19	275510	19 UHD	842770
		MICHELIN StarCross 5 MEDIUM	120/80-19	916748	19 UHD	842770
		MICHELIN StarCross 5 MEDIUM	110/90-19	414640	19 UHD	842770
		MICHELIN StarCross 5 HARD	120/80-19	643728	19 UHD	842770
		MICHELIN TRACKER	110/90-19	505893	19 UHD	842770

* Not for highway use. Exclusive use with MICHELIN specified Enduro, Rally Raid et Cross ranges. / New MICHELIN Bib Mousse are not recommended on Tracker and former Enduro Competition ranges due to fitting difficulties. / For more information : p.161

SCOOTER INNER TUBES



SCOOTER : R673 - R741



SCOOTER : R742 - R746



SCOOTER : R1202



CAI	Dimension	Short dim.	Dimensional Coverage
125616	CH. 10B1 VALVE 741	10B1	3.00-10 ; 3.50-10 ; 100/80-10 ; 100/90-10 ; 90/90-10
733003	CH. 10B4 VALVE 1202	10B4	3.00-10 ; 3.50-10 ; 100/80-10 ; 100/90-10 ; 90/90-10
733003	CH. 10B4 VALVE 1202	10B4	3.00-10 ; 3.50-10 ; 100/80-10 ; 100/90-10 ; 90/90-10
125603	CH. 10C3 VALVE 1202	10C3	4.00-10 ; 110/80-10
125683	CH. 10CG 13 VALVE 746	10CG 13	4.00-10 ; 4.50-10 ; 5.00-10 ; 130/90-10
125638	CH. 10D VALVE 673	10D	4.50-10 ; 4.80-10 ; 5.00-10 ; 110/80-10
454110	CH. 4AB VALVE 673	4AB	4,00 - 4
125611	CH. 8B1 VALVE 741	8B1	3.50-8 ; 4.00-8
125610	CH. 8B2 VALVE 741-45 D	8B2	3.50-8 ; 4.00-8
125614	CH. 8B3 VALVE 1202 (51-90)	8B3	3.50-8 ; 4.00-8
125615	CH. 8B4 VALVE 742	8B4	3.50-8 ; 4.00-8
125599	CH. 8C3 VALVE 1202	8C3	4.50-8
125521	CH. 9AB3 VALVE 1202	9AB3	2 3/4 -9 ; 2.75-9
840617	CH. 3.50-10 AIRSTOP IND	3.50-10	3.50-10
840617	CH. 3.50-10 AIRSTOP IND	3.50-10	3.50-10
125627	CH. 12B1 VALVE 741	12B1	3.00-12 ; 3.50-12



Track

Sport & Road

Off-Road

Urban Mobility

Accessories

Technical Data

SUMMARY

121	<i>FUNCTIONS OF A TIRE</i>
122	<i>TIRE MARKINGS (HOW TO READ A TIRE SIDEWALL)</i>
123	<i>(W) SPEED INDEX</i>
124	<i>RADIAL AND BIAS STRUCTURE</i>
124	<i>THE ANTI-STATIC STRIP</i>
125	<i>DIMENSIONAL EQUIVALENCE</i>
126	<i>FITTING A TYRE</i>
127	<i>MICHELIN BIBMOUSSE FITMENT RECOMMENDATIONS</i>
128	<i>ROAD/TRACK PRESSURES</i>
130	<i>WARM UP</i>
130	<i>CHECK</i>
131	<i>HANDLING DIFFICULTIES</i>
132	<i>THREATS TO THE TIRE</i>
133	<i>RUBBER BREAKDOWN IN THE COLD</i>
134	<i>DAMAGE / IMPACT</i>
135	<i>CRACKS / SPLITS</i>
136	<i>MARBLE</i>
136	<i>TIRE DAMAGE / WEAR</i>
137	<i>TIRE REPAIR ADVICE</i>
138	<i>RULES TO FOLLOW AND DURATION OF USE</i>
139	<i>TIRE AGE AND PERFORMANCE</i>
139	<i>STORAGE ADVICE</i>



FUNCTIONS OF A TIRE



TALKING ABOUT THE FUNCTIONS OF A TIRE MEANS THAT WE MUST HAVE THE RIGHT DEFINITIONS:

“ A TIRE IS A COMBINATION OF A CASING, A WHEEL AND PRESSURIZED AIR ”

TO TRANSMIT

THE POWER OF THE ENGINE TO THE ROAD SURFACE

TO DAMP

THE IRREGULARITIES IN THE ROAD SURFACE

TO CARRY

THE LOAD OF THE WHOLE VEHICLE

TO ROLL

ENSURING GOOD GRIP IN THE DRY AND IN THE WET

TO RESPOND

TO THE BRAKING AND ACCELERATION DEMANDS

TO STEER

BY REFLECTING THE MOVEMENTS OF THE STEERING SYSTEM

TO LAST

OFFERING GOOD MILEAGE PERFORMANCE

TIRE MARKINGS

(HOW TO READ A TIRE SIDEWALL)



LOAD INDEX

The LOAD INDEX is a numerical code associated with the maximum load a tire can carry at the speed indicated by its Speed Symbol under service conditions specified by the tire manufacturer.

Index	kg	Index	kg	Index	kg	Index	kg	Index	kg	Index	kg	Index	kg
20	80	30	106	40	140	50	190	60	250	70	335	80	450
21	82,5	31	109	41	145	51	195	61	257	71	345	81	462
22	85	32	112	42	150	52	200	62	265	72	355	82	475
23	87,5	33	115	43	155	53	206	63	272	73	365	83	487
24	90	34	118	44	160	54	212	64	280	74	375	84	500
25	92,5	35	121	45	165	55	218	65	290	75	387	85	515
26	95	36	125	46	170	56	224	66	300	76	400	86	530
27	97,5	37	128	47	175	57	230	67	307	77	412	87	545
28	100	38	132	48	180	58	236	68	315	78	425	88	560
29	103	39	136	49	185	59	243	69	325	79	437	89	580
												90	600
												91	615
												92	630
												93	650
												94	670
												95	690
												96	710
												97	730
												98	750
												99	775

SPEED INDEX

The SPEED INDEX indicates the maximum speed at which the tire can carry a load corresponding to its Load Index under service conditions specified by the tire manufacturer.

Index	km/h	Index	km/h	Index	km/h	Index	km/h	Index	km/h	Index	km/h	Index	km/h
B	50	E	70	J	100	M	130	Q	160	T	190	V	240
C	60	F	80	K	110	N	140	R	170	U	200	(V)	>240
D	65	G	90	L	120	P	150	S	180	H	210	W	270
												(W)	>270

(W) SPEED INDEX



EVERY BIKE REQUIRES TIRES WITH A SPECIFIC SPEED INDEX

The table below defines the maximum speed at which a tire can carry the maximum load indicated by its load index under the conditions of use specified by the manufacturer.

The maximum speed is clear when the speed rating is defined (J = 100, S = 180, H = 210,...).

The (W) speed index is not restricted, (known as unbounded, shown by the use of brackets around the speed index letter), the tire manufacturer must be able to supply the maximum speed capability of the tire.

It is important to know the maximum speed capability of the bike before a (W) speed rated tire is fitted. If the bike is capable of a higher speed than the tire is, the rider must be warned of this.

This is also a consideration for off road biased tires such as the MICHELIN Anakee Wild, in some cases the speed index is lower on the MICHELIN Anakee Wild than the speed capability of the bike, and the OE tire fitment. The rider must be warned of this.

	MICHELIN POWER CUP 2	MICHELIN POWER CUP EVO	MICHELIN POWER GP	MICHELIN POWER 5	MICHELIN PILOT POWER 3	MICHELIN PILOT POWER 2CT	MICHELIN PILOT POWER	MICHELIN ROAD 5	MICHELIN ROAD 5 GT	MICHELIN PILOT ROAD 4	MICHELIN PILOT ROAD 4 GT	MICHELIN PILOT ROAD 3	MICHELIN PILOT ROAD 2	MICHELIN PILOT STREET RADIAL	MICHELIN SCORCHER 11	MICHELIN SCORCHER SPORT
110/70 ZR 17 (54W)		280				280		270				280				
110/80 ZR 18 (58W)												280				
120/60 ZR 17 (55W)						280		320		280						
120/65 ZR 17 (56W)						280										
120/70 ZR 17 (58W)	300	300	320	320	320	300	300	320	320	320	280	300	300	280		280
120/70 ZR 18 (59W)									320		280				280	
140/70 ZR 17 (66W)		270						270								
150/60 ZR 17 (66W)		270				280		270							280	
150/70 ZR 17 (69W)								320		280			280		280	
160/60 ZR 17 (69W)		280		310	320	280	280	320		280			280	280		
160/60 ZR 18 (70W)												280				
170/60 ZR 17 (72W)						280		280			280					
180/55 ZR 17 (73W)	300	300	310	310	320	300	300	320	280	300	280		300	280		280
180/60 ZR 17 (75W)											280					
190/50 ZR 17 (73W)			310	310	320	300	300	320	280	320	280		300			
190/55 ZR 17 (75W)	300	300	310	310	320	300	300	320	280	310	280					
200/55 ZR 17 (78W)	300	300		310												
240/45 ZR 17 (82W)					320											

RADIAL AND BIAS STRUCTURE

THERE ARE HUGE DIFFERENCES IN THE WORLD OF MOTORBIKES AND SCOOTERS.

Whatever the type, all these 2-wheelers can be fitted with Michelin tires. To adapt its offering to this wide variety of requirements, Michelin has 3 types of tire architecture: the bias, or cross-ply structure and the radial structure.

Bias Structure

THE CARCASS OF A BIAS TIRE CONSISTS OF 2 OR MORE DIAGONALLY ORIENTATED CARCASS PLYS.

The overlap angle of these plies can be changed to give differing properties to the finished tire. The structure is uniform, and the tire crown area has similar properties to the sidewalls, because of this, load bearing is very good.

Bias belted or diagonal belted structure

Diagonal structure of the tire carcass which is belted at the top by means of a belt formed by five or more layers of crossed plies arranged at alternate angles of less than 90 degrees with regard to the line of the tread.

Radial structure

IN A RADIAL STRUCTURE THE CARCASS PLY IS PLACED RADIALLY.

In a radial structure the carcass ply is placed radially, running from bead area to bead area at an angle of 90 degrees. The crown area can be reinforced with bracing plies. The structure is therefore not uniform, and the crown area and sidewall area can then be given different properties, allowing the crown area to be more flexible.



TWO TYPES OF CONSTRUCTION GIVING DIFFERENT PERFORMANCES


Due to the different properties of sidewall stiffness and crown flexibility the center tread area of Radial tires conforms to the road surface very well. Their contact patch shape is a little shorter but much wider than that of a Bias tire, providing added grip particularly when leaning heavily in corners. The pressure of the tire in contact with the road surface is distributed more evenly with Radial tires, which results in more even tread wear and longer life – or more grip depending on the tread compound choice. Radial tires also provide greater comfort at higher speeds, able to effectively absorb the impact of imperfections on the road surface. Radial tires are needed for more powerful vehicles with very rigid chassis and for more sporty use, as they allow ZR speed ratings of above 150 mph which isn't possible with a Bias construction.

On the other hand, Bias tires are able to carry a greater weight because they have a more rigid, uniform construction. At very high speeds Bias tires can deform, growing as speeds increase so ultimately Bias tires are suitable for vehicles travelling at more moderate speeds, below 150 mph. Their rigidity suits small to medium-sized engines and flexible chassis, delivering confident, stable handling. Their load carrying capabilities mean they are also suited to heavy motorcycles or those that are heavily loaded. With a long narrow contact patch, grip is good in all conditions, notably on narrow tires which the Bias construction work perfectly with.

THE ANTI-STATIC STRIP

A unique feature necessary in a tire

- A vehicle is charged with static electricity and must be able to discharge this electricity into the ground. Since the tire is the only point of contact between the vehicle and the ground, there is a regulation in this respect governing the minimum level of conductivity of tires.
- When carbon black is used as a reinforcement filler, tires normally have an acceptable level of conductivity.
- When other reinforcement fillers are used, such as silica, the level of conductivity may decrease. It then becomes necessary to apply design features to restore conductivity to an acceptable level.



DIMENSIONAL EQUIVALENCE

All types of diagonal architecture tires

ALPHANUMERIC SIZE MARKINGS	METRIC SIZE MARKINGS
MH90	80/90
MJ90	90/90
MM90	100/90
MN90	110/90
MP85	110/90
MR90	120/90
MT90	130/90
MU85/MU90	140/90
MV85	150/80 150/90

The alphanumeric system is still used on certain Harley Davidson and other American custom bike tires.

DIMENSIONS IN MM	DIMENSIONS IN INCHES
50/100	2.00
60/100	2.25
70/100	2.50
80/80	2.75
80/90	2.75 - 3.00
90/90	3.00 - 3.25 - 3.60
100/90	3.50 - 4.10
110/90	4.00 - 4.10 - 4.60
120/80	4.25 - 4.50 - 4.60
120/90	4.25 - 4.50
130/80	4.50 - 4.60 - 5.10
130/90	4.50 - 4.60 - 5.10
140/80	4.50 - 5.10 - 5.50
140/90	5.10 - 5.50

Off road equivalent

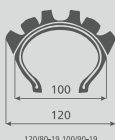
DIMENSIONAL EQUIVALENCE:

For the MICHELIN Enduro and Desert ranges, the size designation is based on the width of the tire measured at the widest point of the tread.

For the MICHELIN StarCross 6, Tracker, Trial Light and Xlight ranges, the size designation is based on the width of the tire measured at the widest point of the sidewall.

A 120/90-18 MICHELIN Enduro Medium therefore corresponds to a 100/100-18 MICHELIN StarCross 6 size.

ENDURO	CROSS
90/90-21	80/100-21
120/80-19	100/90-19
130/70-19	110/90-19
120/90-18	100/100-18
130/80-18	110/100-18
140/80-18	120/90-18



The width of Motocross tires is measured at the level of the base of the tread blocks, while for Enduro tires, it is measured by the overall dimension at the widest point which is the top of the tread blocks.

FITTING A TIRE

In all cases, it is essential to refer to the technical instructions of the tire manufacturer, vehicle manufacturer and wheel manufacturer, as well as the user manual for the tire-fitting machinery or equipment.

IF THE RIM SHOWS EVIDENCE OF DAMAGE, THE TIRES MUST BE DEFLATED PRIOR TO REMOVAL OF THE WHOLE FITMENT

<p>STEP 1</p>  <p>Check orientation of wheel and tire before fitting</p>	<p>STEP 2</p>  <p>Lubricate both beads</p>	<p>STEP 3</p>  <p>Push the tire into the wheel well opposite the final section of bead</p>	<p>STEP 4</p>  <p>Remove the tire</p>
--	--	---	---

Mounting

<p>TUBELESS TIRE</p> <p>The rim must be clean and in good condition.</p> <ul style="list-style-type: none"> • Make sure it is compatible with tubeless tires. • Valve replacement is recommended. • Lubricate both tire beads. • Observe the rolling direction indicated by an arrow on one side • Perform bead to rim mounting using suitable levers and finishing at the location of the valve. Inflate without the valve core, and without interruption, until the beads are well seated on the rim. • Continue inflation up to 3.5 bar (51 psi) for a proper bead seating. • Replace the valve core, inflate to the recommended pressure and fit the valve cap. 	<p>TUBE TYPE TIRE</p> <p>The rim must be clean and in good condition</p> <ul style="list-style-type: none"> • For safety reasons, it is recommended to use a new inner tube • Observe the rolling direction indicated by an arrow on one side • Lubricate the beads on both sides • Perform the mounting using suitable levers and finishing at the valve location. • Slowly inflate to 3.5 bar (51 psi) while ensuring the proper centering of the tire on the wheel. • Completely deflate the tire in order to eliminate air pockets or correct a possible wrong position of the tube. • Inflate to the recommended pressure and fit the valve cap.
---	---

Removal

<p>UNSCREW THE VALVE AND ALLOW THE TIRE TO DEFLATE COMPLETELY</p>	<p>➤</p>	<p>BREAK THE SEAL BETWEEN THE TIRE BEADS AND THE RIM AND LUBRICATE THE RIM AND BEADS.</p>	<p>➤</p>	<p>REMOVE THE TIRE USING TWO TIRE LEVERS.</p>
--	----------	--	----------	--

Bedding

For On Road usage, new tires require a period of bedding in before normal use. Michelin suggests that riders start slowly and use gentle acceleration and braking and low lean angles to bed the tires in, gradually increasing the demands on the tires until you become accustomed to the performance of your new tires in conjunction with your motorcycle. We recommend at least 60 miles / 100 kms for this process. This applies to all our motorcycle and scooter tires.

For track usage tires (NHS and road legal), after NEW tires fitting, or at the beginning of each session, Michelin advises to

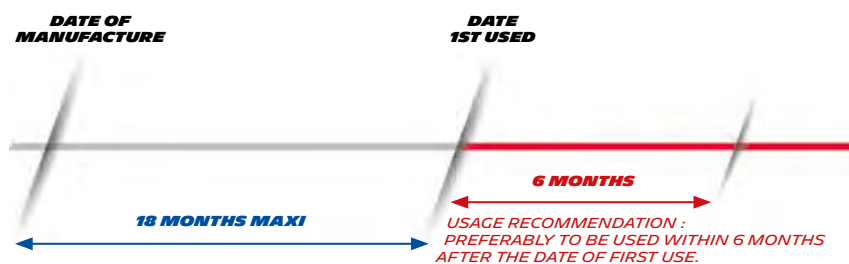
- With tirewarmers: maintain the temperature with a sufficient solicitation from the start
- Without tirewarmers: riders start slowly and use gentle acceleration and braking and low lean angles to bed the tires in, gradually increasing the demands on the tires until you become accustomed to the performance of your new tires in conjunction with your motorcycle.

For the « Rain » NHS tires, after NEW tires fitting, or at the beginning of each session, avoid strong acceleration, braking, cornering. Then increase the running pace gradually in order for you to be accustomed to the capacities of your tires

MICHELIN BIB MOUSSE FITMENT RECOMMENDATIONS

The Michelin recommendations

- MICHELIN Bib mousses should not be stored regularly at temperatures over 30°C, and temperatures above 40°C should be avoided all together.
- MICHELIN Bib Mousses are designed for off road competition use fitted to Michelin tires. The successful fitting and performance of MICHELIN Bib Mousse in tire brands other than Michelin cannot be guaranteed.
- Not designed for use on the public highway (NHS). The maximum speed for a tire with a MICHELIN Bib Mousse fitted is 129 km/h.
- The date of first use of the MICHELIN Bib Mousse should be no later than 18 months from manufacture.
- The MICHELIN Bib Mousse should be used within 6 months of first fitting.



Operating mode: demounting a MICHELIN Bib Mousse

- Place the wheel on a fitting cradle or support.
- Unseat the first bead and lubricate abundantly.
- Put 3 levers in position, 10 cm apart. Remove the bead by inclining the 3 levers one after the other. Keep only one lever, straighten it then turn the tire on the wheel to completely remove the bead.
- Finish removing the tire by hooking the 2nd bead with a lever.
- Extract the MICHELIN Bib Mousse insert from the tire.

Operating mode: mounting a MICHELIN Bib Mousse

- The rim must be in good condition. Check the spokes to prevent abnormal friction between the MICHELIN Bib Mousse and wheel.
- Position a rim tape inside the wheel or, failing this, a piece of adhesive tape covering the spoke nuts.
 - Place the wheel on the fitting unit.
 - Place the MICHELIN Bib Mousse gel inside the tire. We recommend applying it with a brush (Avoid getting the gel on the tire beads => Risk of rotation on the rim).
 - If necessary, apply vertical pressure on the tire to prize the beads apart.
 - Position the MICHELIN Bib Mousse inside the tire.
 - Lubricate the first tire bead and the part of the MICHELIN Bib Mousse that will be in contact with the rim (a Michelin liquid lubricant should be used).

- Make sure there is no valve on the rim.
- Put the first bead onto the rim. Start by positioning it in the rim well then use a fitting lever if necessary. Insert the Bibmousse as far as it will go into the rim well.
- Lubricate the 2nd tire bead.
- First put the bead onto the rim using a fitting lever. Immobilize this lever and then use a 2nd lever around 30 cm from the first to continue inserting the bead. Immobilize this 2nd lever then use a 3rd one to continue positioning of the bead, etc... until the bead is fully in position.
- To seat the beads of the tire correctly against the rim flanges, it is recommended to inflate it to approximately 3.5 bars using a rubber TL valve. The valve is fixed on the inflation connector and simply positioned over the valve hole in the rim.

PRESSURE

Useful tips

- Check tire pressure every 2 weeks and when cold (a tire that has not run for at least 2 hours or has run for less than 3 km at a reduced speed).
- Adhere to the pressure recommended by the vehicle manufacturer regularly checking that this is proving suitable for your particular use of the bike.
- A tire should never be deflated when hot.
- After checking the tire pressures do not forget to replace the valve cap which in addition to the valve body, ensures an airtight seal.
- Inflation with nitrogen does not mean that frequent pressure checks are not to be made.



If a check is made after use, it will be made on a hot tire. Since pressure increases with the temperature, a tire should never be deflated when hot.

Adhere to the pressure recommended by the vehicle manufacturer, regularly checking that this is proving suitable for your particular use of the bike

Manufacturer tire pressures are carefully arrived at and are safe and effective, however the possibility exists that on rare occasions they can prove to be less than perfect. If the tire starts to exhibit any signs of uneven or abnormal wear when using recommended tire pressures then seek expert advice.

Tire PRESSURE

If a tire is inflated when hot, the pressure must be adjusted in line with manufacturer recommendations. To be correct, you should be aware that the pressure may be around 0.3 bars higher than the recommended level when cold.

example:

- Hot tire pressure reading = 2.6 bar
- Recommended cold pressure = 2.5 bar
- What we should read = 2.8 bar
- Add 0.2 bar

Inflation with nitrogen

Does not mean that frequent pressure checks are not to be made. After checking the tire pressures do not forget to replace the valve cap which in addition to the valve body ensures an airtight seal.

Valve cap

A valve cap is essential to ensure a correct airtight seal. In fact, at high speed, the valve body can be pushed in by simple centrifugal force. This leads to a loss of pressure and the risk is eliminated simply by fitting a valve cap.

Riding with underinflated tires may result in complete tire failure and subsequent loss of control of the vehicle.



THESE RECOMMENDATIONS APPLY TO TIRES FOR USE ON THE ROAD. ON A TRACK AND FOR RACING IN GENERAL THERE ARE SPECIAL RECOMMENDATIONS FOR THIS TYPE OF USE.

CORRECT TRACK PRESSURE

Correct pressure enables optimum performance levels to be achieved.

Contact Michelin Technical at 2wheelinfo@micelin.com for further advice.

The pressure should be set at ambient temperature and depends on the tires you have chosen to mount on your motorcycle:

	MINIMUM COLD TIRE PRESSURE WITH TIRE AND WHEEL RIM AT AMBIENT TEMPERATURE		TARGET PRESSURE WHEN HOT	
	Front	Rear	Front	Rear
MICHELIN Power Performance	2.1 bar / 30.5 psi	1.3 bar / 18.9 psi	2.3 to 2.5 bar / 29 to 35 psi	1.6 to 1.8 bar / 23 to 26 psi
MICHELIN Power Slick 2	2.1 bar / 30.5 psi	1.5 bar / 22 psi	2.4 bar / 34.8 psi	1.7 bar / 24.65 psi
MICHELIN Power Cup 2	2.1 bar / 30.5 psi	1.5 bar / 22 psi	2.4 bar / 34.8 psi	1.7 bar / 24.65 psi
MICHELIN Power Cup Evo	2.1 bar / 30.5 psi	1.5 bar / 22 psi	2.4 bar / 34.8 psi	1.7 bar / 24.65 psi
MICHELIN Power Rain - Drying	2.3 bar / 33 psi	1.8 bar / 26 psi		
MICHELIN Power Rain - Wet	2.4 bar / 34.8 psi	2.2 bar / 31.9 psi		
MICHELIN Power Rain - Soaking wet ⁽¹⁾	2.4 bar / 34.8 psi	2.4 bar / 34.8 psi		
MICHELIN Power SuperMoto	1.8 bar / 26 psi	1.6 bar / 23 psi	2.0 bar / 29 psi	1.9 bar / 27.5
MICHELIN Power SuperMoto Rain - Drying	2.3 bar / 33 psi	1.8 bar / 26 psi		
MICHELIN Power SuperMoto Rain - Wet	2.4 bar / 34.8 psi	2.2 bar / 31.9 psi		
MICHELIN Power SuperMoto Rain - Soaking wet	2.4 bar / 34.8 psi	2.4 bar / 34.8 psi		
MICHELIN Power GP	2.1 bar / 30.5 psi	1.9 bar / 27.5 psi		

(1) Pressure taken with tire and rim at ambient temperature, just before the first ride or just before installing the tire warmers.

(2) Michelin recommends setting the tire warmer temperature to 194°F

(3) After riding on the track and before street riding, you will need to adjust the cold tire pressure to the manufacturers' recommended setting

For riders competing with the MICHELIN Power Performance range, Michelin's technical teams can provide expert advice on adjusting tire pressure depending on:

- Air/track temperature
- Track abrasiveness
- The rider's level of skill

Use of tire warmers

- MICHELIN Power Slick², MICHELIN Power Cup² and MICHELIN Power Cup Evo are designed to have a short warm-up time: use of tire warmers is not mandatory.
- When using tire warmers, the pressure set at ambient temperature before the first ride should be the same as without tire warmers.
- Using tire warmers makes it possible to reach operating pressure more rapidly. In no cases does the use of tire warmers make it possible to start with a lower pressure. The main aim of using tire warmers is to reach the optimum operating pressure faster to save on warm-up time at the beginning of the ride.
- Tire warmers should be used with a temperature of 90°C for at least 1 hour before the first ride.
- In cold conditions, tire warmers should not be set to too high a temperature. The colder it is, the lower the temperature of the tire warmer should be in order to avoid the situation of tires cooling down while riding. Tires that cool down while riding can skew the rider's perception of actual performance levels.
- Use of tire warmers with the MICHELIN Power Rain is not mandatory. If it is used, they should be adjusted to temperature of 40°C.
- These pressure recommendations are given for track use. For road use, the manufacturer's tyre pressure recommendation applies. With track tires approved for the road, or road tires for occasional track use, it is essential to ensure that tire pressure is returned to the correct level for road use following use on the track.

WARM-UP



To give the best performance and optimal grip tires need to be at the correct operating temperature

Warming up time refers to the time needed for the tire to reach the optimum operating temperature appropriate to the tire type.

Useful tips

Advise your customers to start all journeys at a moderate speed in order to give their tires sufficient time to reach their optimum working temperature and therefore deliver better grip.

CHECK

Riding on under inflated tires can cause premature wear, irreversible damage to the tire and possibly sudden loss of air which can have catastrophic consequences.

Useful tips

When making visual checks pay particular attention to the tread area and the sidewalls. Look for unusual, excessive, or uneven tread wear, foreign objects, bulges or deformation, signs of penetration, cracking of the rubber or any deterioration or damage.

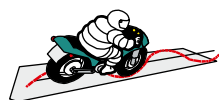
TIRES TESTED ON DYNAMOMETERS

Motorcycle or scooter tires that have been used for performance tests on dynamometers should not be used for normal outdoor riding afterwards. Specific test tires or worn, smooth tires should be used for dynamometer tests.

HANDLING DIFFICULTIES

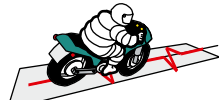
Handling difficulties defined

It is not always easy to determine the causes and origins of various handling problems. Handling problems may come from tires (type of tire, incorrect pressure) and/or a change to the vehicle (accessory, load, etc.). tires are not always the cause.



WEAVING

It is a wavering movement, of variable extent occurring on straight lines or bends, usually starting at an average speed of around 140 kph (90 mph).



KICKBACK

It is a sharp sideways movement at the front (fork moves back and forth), it is intermittent and very fast, occurring particularly whilst accelerating. It is triggered by an external source such as a bump or join in the tar.



A SHIMMY

It is a sideways, continuous oscillation of the fork at low speed (<100 kph / 60 mph) usually whilst slowing down.



VIBRATION

It appears at the level of the fork / wheel assembly usually at speeds of around 90 to 130 kph (55 to 80 mph).

When the tires are partly responsible for handling problems

	WEAVING	KICKBACK	SHIMMY	VIBRATION
LEVEL OF WEAR	Big effect	Some effect	Some effect	Weak effect
INFLATION PRESSURE	Big effect	Some effect	Some effect	No effect
STRUCTURE: BIAS/RADIAL	Big effect	Some effect	Some effect	No effect
CENTERING OF TIRE ON RIM	Big effect	Some effect	Some effect	Big effect
BALANCE OF WHEEL AND TIRE ASSEMBLY	Weak effect	No effect	No effect	Big effect

But the tires are not always the cause ...

Load distribution has a significant impact on occurrence of vehicle handling difficulty.

The presence of added or modified accessories: Topbox, bags, streamlining, windshield, handles, seat, non-original handlebar ends, etc...

The general condition of the motorcycle :

- Uniformity of spoked wheels, damaged wheels.
- Bearing wear.
- Fork: Alignment, seals, oil, etc...
- Steering column.
- Swingarm.
- Shock absorber.
- Damaged frame, engine mounting

THREATS TO THE TIRE

The three main threats to the tire are physical, environmental and human.

They are usually related to the inflation pressure, damage, the level of wear of the tread, weather conditions, maintenance, load conditions and speed, ... etc.

With so many parameters involved, it is impossible to accurately predict the lifespan of a tire.

PHYSICAL

- Age
- Poor conditions of storage
- Wear and damage (punctures, cuts, impacts, cracking/ crazing of the tread/sidewall rubber, lumps and bulges, etc).

ENVIRONMENTAL HAZARDS

- Extreme temperature.
- Moisture
- Ozone
- Solvents, Hydrocarbons
- Fuel
- Chemicals

HUMAN

- Does not perform routine tire checks for wear or damage.
- Does not maintain proper tire pressure (under inflation or over inflation).
- Re-inflates a tire that has run flat or seriously under-inflated.
- Does not change a tire before it reaches the legal wear limit.
- Neglecting a change in behavior of the bike, loss of pressure, vibration, noise,
- Does not inspect a tire after a severe impact.
- Has an aggressive riding style.
- Uses tires of different sizes or types.
- Does not replace the valve when replacing a tubeless tire.
- Repairs a tire themselves rather than go to a tire specialist
- Temporary repairs that become a permanent solution.
- Mount a tire on a wheel that is damaged or distorted.
- Does not store tires correctly.

RUBBER BREAKDOWN IN THE COLD

The fundamentals

- All rubber compounds used in tires have performance windows that fall within a range of temperatures.
- There is a low temperature threshold from which the rubber loses elasticity and becomes brittle. This can be as low as -55°C for some rubber compounds. This is called the breaking point.
 - There is also a high temperature threshold from which the rubber becomes pasty/viscous. This is generally above 200°C. It is called the reversion point.

The vast majority of our tires operate within these thermal limits without impediment.

Supersport and competition tires

In competition and hypersport tires, the very high temperatures encountered (related to the very high levels of grip) require a specific blend of tire compounds to withstand them. One consequence of this is that these soft compound tires have a break point of as high as 15°C. Handling these tires at this temperature or lower may result in the tread or other area of rubber on the tire literally breaking. Care must therefore be taken to store the tires in appropriate conditions which avoid these temperatures. If this occurs, the tires should not be handled at all.



Warning: Rubber breakdown in the cold can appear inside the tire only and so remain invisible. It can manifest itself as one small crack or many larger cracks all around the tire.

	MICHELIN POWER PERFORMANCE SLICK	MICHELIN POWER PERFORMANCE CUP	MICHELIN POWER SLICK²	MICHELIN POWER CUP²	MICHELIN POWER CUP^{evo}	MICHELIN POWER GP	MICHELIN POWER 5	MICHELIN POWER SUPERMOTO SLICK & RAIN	MICHELIN POWER RAIN
MANUTENTION, TRANSPORT, STORAGE									
Never handle the tire at a temperature below 10°C in order to prevent damage to the tire.	Never handle the tire at a temperature below 5°C in order to prevent damage to the tire.				Never handle the tire at a temperature below -10°C in order to prevent damage to the tire.				
MOUNTING AND DISMOUNTING									
Before fitting and unfitting, the tire should have been stored for at least 24h at a temperature greater than 15°C.	Before fitting and unfitting, the tire should have been stored for at least 24h at a temperature greater than 10°C.								

DAMAGE



CROWN

DESCRIPTION

Crown damage with or without puncture and/or tears and splits. Localized breaking.

CAUSES

External aggression either by running over sharp/blunt objects or by rubbing against a foreign body.

DEVELOPMENT

Damage to a tire by running underinflated, breakage of plies, product delamination.

CHECKS / ADVICE

- Check conditions of use.
- Check pressure used
- Replace the product(s) concerned if the damage is extensive and has reached plies or the carcass.



SIDEWALL

DESCRIPTION

Damage to sidewalls with or without puncture instead of perforation and/or tears.

CAUSES

External aggression either by running over sharp/blunt objects or by rubbing against a foreign body.


DEVELOPMENT

Rubber and/or plies broken on the sidewall, running underinflated.

CHECKS / ADVICE

- Check the conditions of use:
- Check pressure used:
- Replace the product(s) concerned if the damage is extensive and has reached plies or the carcass.

IMPACT



CROWN

DESCRIPTION

Impact with plies broken on the crown. Evidence of impact are generally found on the tread.

CAUSES


External aggression by running over sharp/blunt objects.

DEVELOPMENT

Rubber and/or plies broken on the sidewall, running underinflated.

CHECKS / ADVICE

- Check conditions of use
- Replace the tire
- Examine the other tires on the vehicle



SIDEWALL

DESCRIPTION

Cuts extended to the carcass, visible plies with or without broken cords. Pinching impact. Immediate break without pinching.

CAUSES

Impact or pinching of the sidewalls after running over a pothole or mounting a kern for example.

DEVELOPMENT

Rubber and/or plies broken on the sidewall, running underinflated.

CHECKS / ADVICE

- Check conditions of use:
- Replace the product(s) concerned if the carcasses are damaged.

CRACKS



DESCRIPTION

Cracks in the tread. Cracks at the base or edge of the shoulder tread pattern.

CAUSES

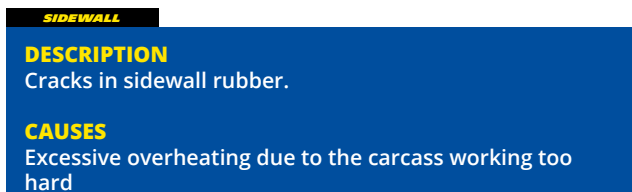
Product ageing. Exposure to ozone or UV, use of an aggressive cleaning product, risk of developing into splits.

DEVELOPMENT

Splits.

CHECKS / ADVICE

- Check the conditions of use, parking / storage and servicing of the vehicle
- Replace the product(s) concerned if the splits are deep and reach the plies or carcass.



DESCRIPTION

Cracks in sidewall rubber.

CAUSES

Excessive overheating due to the carcass working too hard (used when underinflated). Exposure to ozone, prolonged exposure to light. Wax, varnish, washing products, etc.

DEVELOPMENT

Check conditions of use.

CHECKS / ADVICE

- Check conditions of use:
- Type of riding, speed load, pressure
 - Check the tire storage or servicing conditions
 - Check pressure used.

SPLITS / CROWN



DESCRIPTION

Splits in the rubber on the crown, edge or base of tread, with or without radial or circumference tears.

CAUSES

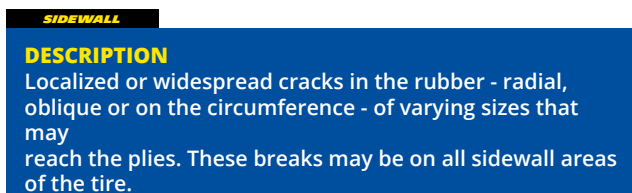
Conditions of use.

DEVELOPMENT

Risk of contamination with damage to crown or sidewall.

CHECKS / ADVICE

- Check conditions of use:
- Replace the product(s) concerned if the damage is extensive and has reached plies or the carcass.



DESCRIPTION

Localized or widespread cracks in the rubber - radial, oblique or on the circumference - of varying sizes that may reach the plies. These breaks may be on all sidewall areas of the tire.

CAUSES

Visible damage in the flexed area.

CHECKS/ADVICE

- Types of surface of use:
- Roads, paths, accesses
 - Speed load, pressure
 - Inspect the other tires on the vehicle
 - Adapt pressure to use
 - Replace the product(s) concerned if the splits are deep or have reached the plies or carcass.

GRAINING (COMPETITION RANGE)



DESCRIPTION

Formation of deep wrinkles, visible on the internal or external shoulder of the tire.


CAUSES

The mixture is not warmed up, the tire is outside its window of use.
The mixture temperature is too low; grip is therefore not generated.

CHECKS / ADVICE

1. Increase the pressure (1.8 bar maximum)
2. Choose a softer compound and adapt pressure to type of use
3. Adjust the bike settings to make the rear tire work correctly

MARBLE



THE TIRE MUST NOT SHOW ANY SIGNS OF MARBLING BEFORE REPAIR.

DESCRIPTION

The marble is a pleating of the inner liner. In the marbled areas, the rubber is blackened on a width which can have different sizes.

CAUSES

Puncture, pressure loss, under pressure riding, excessive load evolutions.

DEVELOPMENT

Run-flat riding, tire dislocation.

CHECKS / ADVICE

Damage can not be seen from the outside of the tire, in the case of puncture, the tire must be demounted to be checked internally. A tire with marbling evident is no longer fit for continued use and should be scrapped.

TIRE DAMAGE / WEAR

Type of wear



DESCRIPTION

Uneven wear.
Type of wear on crown: sawtooth wear in the rolling direction, max-min wear, evidence of wear on the shoulder, rail-type wear.

DEVELOPMENT

If wear is too pronounced, risk of damage to the crown plies.

CHECKS / ADVICE

- Go over the history of the tire (mileage, dates changed, load, front/rear fitment, etc.)
- Check conditions of use.
- Check if the size is suitable and the one recommended by the manufacturer.
- Check inflation pressure.
- Check the mechanical condition of suspension, steering and wheel bearing elements.
- Correct all mechanical anomalies on the vehicle
- Do not exceed the recommended load.

TIRE REPAIR ADVICE

- > A clean work surface
- > Good quality products

- > The right tools
- > Professionals trained to do the repair

A process as commonplace as repairing a puncture can affect the safety of the vehicle if the following factors are not respected which ensure the quality of the repair



Verification and diagnosis of tires to be repaired

Before making a repair, the tire systematically undergoes a careful inspection by a professional. A tire that has been running flat or insufficiently inflated may have suffered irreversible damage and only an exhaustive verification of the inside of the tire can diagnose whether or not the tire can be reused. It is therefore essential to remove the tire to properly ascertain its actual condition and the type of repair to be made. Tires showing signs of the following cannot be repaired and MUST be taken off the road:

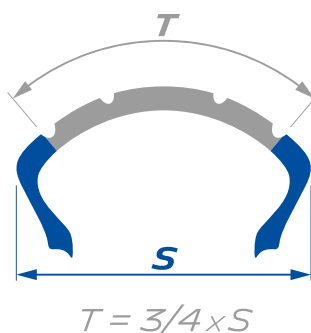
- Exposed or deformed bead wire
- Heating or separation of internal plies
- Damage by oil, grease or corrosive materials
- Plucking or mottling of the interior rubber
- Cracking of the rubber due to ageing of the tire

PRP Tire repair part

- To repair tyres, Michelin recommend to use PRP (Plug Repair Patch) repair patches (mushroom shaped plugs).

Repair limits:

- The repair is only allowed in a authorized area (T) which represented 3/4 width of the tire. Numbers and maximal diameter of the repairs are indicated in the chart below.
- It is strongly recommended to not repair tracks tires.



TIRE SPEED RATING	MAXIMAL REPAIR DIAMETER	MAXIMAL REPAIR NUMBER
<V	6 mm	2
≥V	3 mm	2

TIRE AGE AND PERFORMANCE

Excessive ageing of a tire may affect its performance and even its service suitability.

A correlation should not be made between the age of a tire and its ageing. The ageing of a tire depends solely on the conditions in which it has been stored and the way it has been used. For example, a new tire, parked or stored next to a transformer can incur irreversible damage to the sidewalls (cracking) within a few days: this will affect its performance and its ability to maintain pressure.

Michelin promises the integrity of the performance of tires delivered to its customers.



STORAGE ADVICE

DRY CONDITIONS

Store tires in a cool, dry room with natural ventilation to avoid condensation. If outside, cover them with an opaque, waterproof tarpaulin.

LIGHT

Protect tires from UV rays (sunlight and artificial light).

TEMPERATURE

It must be below 35°C. Avoid direct contact with pipes, radiators and other direct sources of heat and cold.

ELECTRICAL EQUIPMENT, SOLVENTS, HYDROCARBONS, FLAMMABLE SUBSTANCES, CHEMICALS

Never store tires in a room where this equipment or these products are present.

STOCK ROTATION

First in, first out storage of tires should be organized.

SHORT-TERM STORAGE (<4 weeks)

Stack tires on pallets, preferably lying flat. Stacks should not exceed 1.2m (4 feet) in height. Bead separators may be required to prevent tire beads closing up. After 4 weeks, the stacks should be reformed with tires piled up in reverse order. When fitted onto wheels, tires should be inflated when stored and kept in a vertical position or in only one layer on shelves.

LONG-TERM STORAGE:

Store tires vertically on shelves at least 10cm (4 inches) from the floor. To prevent deformation, rotate slightly once a month.

Temperature, light and certain chemicals or electrical equipment are known factors affecting ageing:

it is therefore essential that products are stored correctly.

PICTOGRAM GLOSSARY:



Dry grip



Dependability



Plug & Play



Off-road robustness



Wet grip



Wet braking distance



Original Equipment



Reinforced off-road robustness



Longevity



Braking distance



Comfort



Urban use robustness



Lightness



Warm-up



Off-road capacity



Versatility



Handling



High speed performance



On-off-road



Stability



Lap time consistency

ORIGINAL EQUIPMENT

Model	Electrical engine	Model	Front dimension	Front range	Rear dimension	Rear range
AEON	X	A11 SPORT	100/80 - 14 M/C 48S	MICHELIN CITY GRIP SAVER	110/70 - 13 M/C 54S REINF	MICHELIN CITY GRIP SAVER
AJP		PR3	100/80-17 M/C 52S F TL/TT	MICHELIN PILOT STREET	130/70-17 M/C 62S R TL/TT	MICHELIN PILOT STREET
AJP		PR4 ENDURO 200CC	90/90-21 M/C 54R F TT	MICHELIN ENDURO MEDIUM	120/90-18 M/C 65R R TT	MICHELIN ENDURO MEDIUM
AJP		PR4 ENDURO 250CC	90/90-21 M/C 54R F TT	MICHELIN ENDURO MEDIUM	120/90-18 M/C 65R R TT	MICHELIN ENDURO MEDIUM
APRILIA		RS4, TUONO 125, APRILIA SM, DERBY SENDA	100/80-17 M/C 52S F TL/TT	MICHELIN PILOT STREET	130/70-17 M/C 62S R TL/TT	MICHELIN PILOT STREET
APRILIA		ON/OFF COMPATTO	110/80-14 M/C 53P TL	MICHELIN ANAKEE STREET	130/70-13 M/C 57P TL	MICHELIN ANAKEE STREET
BAJAJ		DOMINAR 400	110/70ZR17 M/C 54W FTL	MICHELIN ROAD 5	150/60ZR17 M/C 66W R TL	MICHELIN ROAD 5
BETAMOTOR		EVO 300 2T	2.75-21 45L F TT	MICHELIN TRIAL COMPETITION	4.00 R18 64L R TL	MICHELIN TRIAL COMP X11
BETAMOTOR		TRIAL COMPETIZIONE	80/100-21 M/C 51M F TT	MICHELIN TRIAL LIGHT	120/100 R18 68M R TL	MICHELIN TRIAL X LIGHT COMP
BETAMOTOR		RR 125	90/90-21 M/C 54R F TT	MICHELIN ENDURO MEDIUM	120/90-18 M/C 65R R TT	MICHELIN ENDURO MEDIUM
BETAMOTOR		RR 350 4T	90/90-21 M/C 54R F TT	MICHELIN ENDURO MEDIUM	140/80-18 M/C 70R R TT	MICHELIN ENDURO MEDIUM
BETAMOTOR		RR 4T FACTORY	90/90-21 M/C 54R F TT	MICHELIN ENDURO MEDIUM	140/80-18 M/C 70R R TT	MICHELIN ENDURO MEDIUM
BETAMOTOR		RR 50 MOTARD	100/80-17 M/C 52S F TL/TT	MICHELIN PILOT STREET	130/70-17 M/C 62S R TL/TT	MICHELIN PILOT STREET
BETAMOTOR		RR250 2T	90/100-21 M/C 57R F TT	MICHELIN ENDURO MEDIUM	140/80-18 M/C 70R R TT	MICHELIN ENDURO MEDIUM
BETAMOTOR		RR300 2T	90/100-21 M/C 57R F TT	MICHELIN ENDURO MEDIUM	140/80-18 M/C 70R R TT	MICHELIN ENDURO MEDIUM
BETAMOTOR		RR350 4T	90/100-21 M/C 57R F TT	MICHELIN ENDURO MEDIUM	140/80-18 M/C 70R R TT	MICHELIN ENDURO MEDIUM
BETAMOTOR		RR480 4T	90/100-21 M/C 57R F TT	MICHELIN ENDURO MEDIUM	140/80-18 M/C 70R R TT	MICHELIN ENDURO MEDIUM
BETAMOTOR		WR 125 4T	90/90-21 M/C 54R F TT	MICHELIN ENDURO MEDIUM	120/90-18 M/C 65R R TT	MICHELIN ENDURO MEDIUM
BMW		F800 GS / F800 GS ADVENTURE	90/90-21 M/C 54V F TL/TT	MICHELIN ANAKEE III	150/70R17 M/C 69V TL/TT	MICHELIN ANAKEE III
BMW		F850 GS	90/90-21 M/C 54V F TL/TT	MICHELIN ANAKEE III	150/70R17 M/C 69V TL/TT	MICHELIN ANAKEE III
BMW		F900 XR	120/70 ZR 17 M/C (58W)	MICHELIN ROAD 5 GT	180/55 ZR 17 M/C (73W)	MICHELIN ROAD 5 GT
BMW		R1250 GS	120/70R19 M/C 60V F TL/TT	MICHELIN ANAKEE ADVENTURE	170/60R17 M/C 72V R TL/TT	MICHELIN ANAKEE ADVENTURE
BMW		S1000RR (K67) ROUE FORGÉE & CARBON	120/70 ZR 17 M/C (58W) F TL	POWER RS	200/55 ZR 17 M/C (78W) R TL	POWER RS
BMW		S1000RR (K67) ROUE STANDARD	120/70 ZR 17 M/C (58W) F TL	POWER RS	190/55 ZR 17 M/C (75W) R TL	POWER RS
BMW		F750 GS	110/80R19 M/C 59V F TL/TT	MICHELIN ANAKEE III	150/70R17 M/C 69V TL/TT	MICHELIN ANAKEE III
BMW		R NINE T SCRAMBLER	120/70 ZR 17 M/C (58W)	MICHELIN ROAD 5	180/55 ZR 17 M/C (73W)	MICHELIN ROAD 5
BMW		R 1250 RT	120/70 ZR 17 M/C (58W)	MICHELIN ROAD 5 GT	180/55 ZR 17 M/C (73W)	MICHELIN ROAD 5 GT
BMW		R1200 R, R1200 RS	120/70 ZR 17 M/C (58W) TL	MICHELIN PILOT ROAD 4	180/55 ZR 17 M/C (73W) TL	MICHELIN PILOT ROAD 4
BMW		G310R	110/70 R 17 M/C 54H F TL/TT	MICHELIN PILOT STREET RADIAL	150/60 R17 M/C 66H R TL/TT	MICHELIN PILOT STREET RADIAL
BMW		R18	120/70R19 M/C 60V F TL/TT	MICHELIN COMMANDER III TOURING	180/65B16 M/C 81H REINF R TL/TT	MICHELIN COMMANDER III TOURING
BMW		R18 CLASSIC	130/90B16 M/C 73H REINF F TL/TT	MICHELIN COMMANDER III TOURING	180/65B16 M/C 81H REINF R TL/TT	MICHELIN COMMANDER III TOURING
BMW		R18 B	120/70R19 M/C 60V F TL/TT	MICHELIN COMMANDER III TOURING	180/65B16 M/C 81H REINF R TL/TT	MICHELIN COMMANDER III TOURING
BMW		R18 TRANSCONTINENTAL	120/70R19 M/C 60V F TL/TT	MICHELIN COMMANDER III TOURING	180/65B16 M/C 81H REINF R TL/TT	MICHELIN COMMANDER III TOURING
CITY MOTION	X	ECCITY MOTOCYCLES, ARTELEC 670	130/60-13 M/C 53P F/R TL	MICHELIN POWER PURE SC	130/60-13 53P F/R TL	MICHELIN POWER PURE SC
KTM		KTM 790 ADVENTURE	90/90-21 M/C 54V F TL/TT	MICHELIN ANAKEE ADVENTURE	150/70 R18 M/C R TL/TT	MICHELIN ANAKEE ADVENTURE
KTM		DUKE 890 R	120/70ZR17 M/C (58W) TL	MICHELIN POWER CUP2	180/55ZR17 M/C (73W) R TL	MICHELIN POWER CUP2
ELECTRIC MOTION	X	EM 5.7	80/100-21 M/C 51M F TT	MICHELIN TRIAL LIGHT	120/100 R18 68M R TL	MICHELIN TRIAL X LIGHT COMP
ELECTRIC MOTION		EPURE	2.75-21 45M F TT	TRIAL COMPETITION	4.00 R18 64M R TL	TRIAL COMP X11
ELECTRIC MOTION	X	ETREK	90/90-21 M/C 54R F TL/TT	MICHELIN ANAKEE WILD	120/80-18 M/C 62S R TT	MICHELIN ANAKEE WILD
FANTIC		XMF 125 MOTARD	100/80 - 17 52S	PILOT STREET	130/70 - 17 62S	PILOT STREET
FANTIC		CABALLERO RALLY	110/80 R 19 M/C 59R	ANAKEE WILD	140/80 - 17 M/C 69R	ANAKEE WILD
FANTIC		ENDURO XE 50	80/90 - 21 M/C 48S	ANAKEE WILD	110/80 - 18 M/C 58S	ANAKEE WILD
FANTIC		ENDURO XEF 125	90/90-21 M/C 54R F TT	TRACKER	120/90-18 M/C 65R R TT	TRACKER
CASGAS		TXT PRO 125	2.75-21 45L F TT	MICHELIN TRIAL COMPETITION	4.00 R18 64L R TL	MICHELIN TRIAL COMP X11
CASGAS		TXT PRO 250	2.75-21 45L F TT	MICHELIN TRIAL COMPETITION	4.00 R18 64L R TL	MICHELIN TRIAL COMP X11
CASGAS		TXT PRO 280	2.75-21 45L F TT	MICHELIN TRIAL COMPETITION	4.00 R18 64L R TL	MICHELIN TRIAL COMP X11
CASGAS		TXT PRO 300	2.75-21 45L F TT	MICHELIN TRIAL COMPETITION	4.00 R18 64L R TL	MICHELIN TRIAL COMP X11
GASGAS		GASGAS ALL ENDURO MODELS (200/250/300 CC3)	90/90-21 M/C 54R F TT	MICHELIN ENDURO MEDIUM	140/80-18 M/C 70R R TT	MICHELIN ENDURO MEDIUM
GASGAS		MUVI	90/80 - 16 M/C 51S F/R TL	CITY GRIP 2	90/80 - 16 M/C 51S F/R TL	CITY GRIP 2
GOGORO	X	S2	100/80 - 14 M/C 48S	MICHELIN CITY GRIP SAVER	110/70 - 13 M/C 54S REINF	MICHELIN CITY GRIP SAVER
HARLEY DAVIDSON		LOW RIDER & LOW RIDER»S»	110/90B19 62H	MICHELIN SCORCHER 31	180/70B16 M/C 77H R TL	MICHELIN SCORCHER 31
HARLEY DAVIDSON		SUPERLOW	120/70ZR18 M/C (59W) F TL	MICHELIN SCORCHER 11	150/60ZR17 M/C (66W) R TL	MICHELIN SCORCHER 11
HARLEY DAVIDSON		IRON 883	100/90 B 19 57H F TL/TT	MICHELIN SCORCHER 31	150/80B16 77H REINF R TL/TT	MICHELIN SCORCHER 31
HARLEY DAVIDSON		IRON 1200	100/90 B 19 57H F TL/TT	MICHELIN SCORCHER 31	150/80B16 77H REINF R TL/TT	MICHELIN SCORCHER 31
HARLEY DAVIDSON		FXDR 114	120/70ZR19 M/C 60W TL/TT	MICHELIN SCORCHER 11	240/40R18 M/C 79V R TL	MICHELIN SCORCHER 11
HARLEY DAVIDSON		FORTY-EIGHT & FORTY-EIGHT SPECIAL	130/90 B 16 73H REINF F TL	MICHELIN SCORCHER 31	150/80B16 77H REINF R TL/TT	MICHELIN SCORCHER 31
HARLEY DAVIDSON		SPORTSTER 1200 CUSTOM	130/90 B 16 M/C 73H REINF F TL/TT	MICHELIN SCORCHER 31	150/80B16 77H REINF R TL/TT	MICHELIN SCORCHER 31
HARLEY DAVIDSON		STREET ROD	120/70R17 M/C 58V F TL	MICHELIN SCORCHER 21	160/60 R 17 M/C 69V R TL	MICHELIN SCORCHER 21
HARLEY DAVIDSON		BREAKOUT 114	130/60B21 M/C 63H F TL	MICHELIN SCORCHER 11	240/40R18 M/C 79V R TL	MICHELIN SCORCHER 11
HARLEY DAVIDSON		FAT BOY 114	160/60R18 M/C 70V F TL	MICHELIN SCORCHER 11	240/40R18 M/C 79V R TL	MICHELIN SCORCHER 11
HARLEY DAVIDSON		SPORT GLIDE	130/70 B 18 M/C 63H	MICHELIN SCORCHER 31	180/70B16 M/C 77H R TL	MICHELIN SCORCHER 31
HARLEY DAVIDSON		STREET 500 & 750	100/80-17 M/C 52H F TL	MICHELIN SCORCHER 11	140/75R15 M/C 65H R TL	MICHELIN SCORCHER 11
HARLEY DAVIDSON		SPORTSTER SUPERLOW	120/70ZR18 M/C (59W) F TL	MICHELIN SCORCHER 11	150/70R17 M/C (69W) R TL	MICHELIN SCORCHER 11
HARLEY DAVIDSON	X	LIVEWIRE	120/70 ZR 17 M/C (58W) F TL	MICHELIN SCORCHER SPORT	180/55 ZR 17 M/C (73W) R TL	MICHELIN SCORCHER SPORT
HARLEY DAVIDSON		PAN AMERICA	120/70R19 M/C 60V F TL	MICHELIN SCORCHER ADVENTURE	170/60R17 M/C 72V R TL	SCORCHER ADVENTURE
HONDA		CB300	110/70 R 17 M/C 54H F TL/TT	MICHELIN PILOT STREET RADIAL	150/60 R17 M/C 66H R TL/TT	MICHELIN PILOT STREET RADIAL
HONDA		FORZA 125	120/70-15 M/C 56P F TL	MICHELIN CITY GRIP	140/70-14 M/C 68P REINF R TL	MICHELIN CITY GRIP
HONDA		CB500 NAKED	120/70ZR17 M/C (58W) F TL	MICHELIN ROAD 5	160/60ZR17 M/C (69W) R TL	MICHELIN ROAD 5
HONDA		SH 125 & SH 150	100/80-16 M/C 50P F TL	MICHELIN CITY GRIP	120/80-16 M/C 60P R TL	MICHELIN CITY GRIP
HONDA		PCX EV	100/80-14M/C 48P F TL/TT	MICHELIN CITY GRIP	120/70-14 M/C 55P R TL/TT	MICHELIN CITY GRIP
HONDA		CB500 NAKED & SPORT	120/70ZR17M/C (58W) F TL	MICHELIN ROAD 5	160/60ZR17M/C (69W) R TL	MICHELIN ROAD 5
HONDA		PCX	110/70-14M/C50P F TL	MICHELIN CITY GRIP	130/70-13M/C 63P REINF R TL	MICHELIN CITY GRIP
HONDA		CB 1000 R	120/70 ZR 17 M/C (58W) F TL	MICHELIN POWER 5	190/55 ZR 17 M/C (75W) R TL	MICHELIN POWER 5
HONDA MONTESA		COTA	2.75-21 45M TT	MICHELIN TRIAL COMPETITION	4.00R18 M/C 64M TL	MICHELIN TRIAL COMPETITION X 11
HUSQVARNA		TE 300I GRAHAM JARVIS LIMITED EDITION	90/90-21 M/C 54R F TT	MICHELIN ENDURO MEDIUM	140/80-18 M/C 70R R TT	MICHELIN ENDURO MEDIUM
HUSQVARNA		TE 300I, TE 250I, TE 150I (2 STROKES ENGINE)	90/90-21 M/C 54R F TT	MICHELIN ENDURO MEDIUM	140/80-18 M/C 70R R TT	MICHELIN ENDURO MEDIUM
HUSQVARNA		FE 501, FE 450, FE 350, FE 250 (4 STROKES ENGINE)	90/90-21 M/C 54R F TT	MICHELIN ENDURO MEDIUM	140/80-18 M/C 70R R TT	MICHELIN ENDURO MEDIUM
KTM		DUKE 125	110/70 R 17 M/C 54H F TL/TT	MICHELIN ROAD 5	150/60 R17 M/C 66H R TL/TT	MICHELIN ROAD 5
KTM		DUKE 250 & 390	110/70 R 17 M/C 54H F TL/TT	MICHELIN ROAD 5	150/60 R17 M/C 66H R TL/TT	MICHELIN ROAD 5
KTM		SUPER DUKE 1290 RR	120/70ZR17 M/C (58W) TL	MICHELIN POWER CUP2	200/55ZR17 M/C (78W) R TL	MICHELIN POWER CUP2
KTM		DUKE 890 R	120/70ZR17 M/C (58W) TL	MICHELIN POWER CUP2	180/55ZR17 M/C (73W) R TL	MICHELIN POWER CUP2
KTM		790 ADVENTURE	90/90-21 M/C 54V F TL/TT	MICHELIN ANAKEE ADVENTURE	150/70 R18 M/C R TL/TT	MICHELIN ANAKEE ADVENTURE
KTM		DUKE 790	120/70ZR17 M/C (58W) F TL	MICHELIN ROAD 5	180/55ZR17 M/C (73W) R TL	MICHELIN ROAD 5
KTM		390 ADVENTURE	100/90-19 M/C 57V F TL/TT	MICHELIN ANAKEE ADVENTURE	130/80R17 M/C 65H R TL/TT	MICHELIN ANAKEE ADVENTURE

Model	Electrical engine	Model	Front dimension	Front range	Rear dimension	Rear range
MOTO GUZZI		V85 TT	110/80R19 M/C 59V F TT/TLL	MICHELIN ANAKEE ADVENTURE	150/70R17 M/C 69V R TL/TT	MICHELIN ANAKEE ADVENTURE
PEUGEOT		CITYSTAR 125	120/70 - 13 53P F TL	MICHELIN POWER PURE SC	130/60 - 13 60P REINF F/R TL	MICHELIN POWER PURE SC
PEUGEOT		METROPOLIS 400CC	120/70-12 M/C 51P F TL	MICHELIN CITY GRIP	140/70-14 M/C 68P REINF R TL	MICHELIN CITY GRIP
PEUGEOT		SATELIS 125	120/70-14 M/C 55P F TL	MICHELIN CITY GRIP	140/60-13 M/C 63P REINF R TL	MICHELIN CITY GRIP
PEUGEOT		METROPOLIS 400-ABS	110/70-13 M/C 48S F TL	MICHELIN CITY GRIP	140/70-14 M/C 68S REINF TL	MICHELIN CITY GRIP
PEUGEOT		METROPOLIS 400 -ABS	110/70-13 M/C 48S F TL	MICHELIN CITY GRIP 2	140/70-14 M/C 68S REINF R TL	MICHELIN CITY GRIP 2
PIAGGIO		BEVERLY 300	110/70-16 M/C 52P TL	MICHELIN CITY GRIP 2	140/70-14 M/C 68P REINF R TL	MICHELIN CITY GRIP 2
PIAGGIO		BEVERLY 400	120/70-16 M/C 57S TL	MICHELIN CITY GRIP 2	150/70-14 M/C 66S R TL	MICHELIN CITY GRIP 2
PIAGGIO		GTS 125 & 300	120/70-12 M/C 51P TL	MICHELIN CITY GRIP	130/70-12 M/C 62P REINF TL	MICHELIN CITY GRIP
PIAGGIO		MP3 300	110/70-13 M/C 48P F TL	MICHELIN CITY GRIP 2	140/60-14 M/C 64P REINF R TL	MICHELIN CITY GRIP 2
PIAGGIO		MP3 350 & 500	110/70-13 M/C 48S F TL	MICHELIN CITY GRIP	140/70-14 M/C 68P REINF R TL	MICHELIN CITY GRIP
PIAGGIO		LIBERTY 50	90/80 - 16 51S TL/TT	MICHELIN CITY GRIP	110/80 - 14 59S REINF TL/TT	MICHELIN CITY GRIP
PIAGGIO		SPRINT & PRIMAVERA	110/70-12 M/C 47S F TL	MICHELIN CITY GRIP 2	120/70-12 M/C 58S REINF TL	MICHELIN CITY GRIP 2
PIAGGIO		MEDLEY	100/80-16 M/C 50P F TL	MICHELIN CITY GRIP	120/70 -14 M/C 61P REINF TL	MICHELIN CITY GRIP
PIAGGIO		946	120/70-12 51P F TL	MICHELIN CITY GRIP	130/70-12 M/C 56P R TL	MICHELIN CITY GRIP
RED MOTO		CRF 450	90/90-21 M/C 54R F TT	MICHELIN ENDURO MEDIUM	140/80-18 M/C 70R R TT	MICHELIN ENDURO MEDIUM
REIJU		RIEJU ENDURO MODELS (250/300 CC3)	90/90-21 M/C 54R F TT	MICHELIN ENDURO MEDIUM	140/80-18 M/C 70R R TT	MICHELIN ENDURO MEDIUM
REIJU		MRT	100/80 - 17 52S	MICHELIN PILOT STREET	130/70 - 17 62S	MICHELIN PILOT STREET
SHERCO		SE 125 2T	90/90-21 M/C 54R F TT	MICHELIN ENDURO MEDIUM	140/80-18 M/C 70R R TT	MICHELIN ENDURO MEDIUM
SHERCO		SE 2.5 2T	90/90-21 M/C 54R F TT	MICHELIN ENDURO MEDIUM	140/80-18 M/C 70R R TT	MICHELIN ENDURO MEDIUM
SHERCO		SE 3.0 2T	90/90-21 M/C 54R F TT	MICHELIN ENDURO MEDIUM	140/80-18 M/C 70R R TT	MICHELIN ENDURO MEDIUM
SHERCO		SEF 2.5 4T	90/90-21 M/C 54R F TT	MICHELIN ENDURO MEDIUM	140/80-18 M/C 70R R TT	MICHELIN ENDURO MEDIUM
SHERCO		SEF 3.0 4T	90/90-21 M/C 54R F TT	MICHELIN ENDURO MEDIUM	140/80-18 M/C 70R R TT	MICHELIN ENDURO MEDIUM
SHERCO		SEF 4.5 4T	90/90-21 M/C 54R F TT	MICHELIN ENDURO MEDIUM	140/80-18 M/C 70R R TT	MICHELIN ENDURO MEDIUM
SHERCO		SE-R	90/90-21 M/C 54R F TT	MICHELIN ENDURO MEDIUM	140/80-18 M/C 70R R TT	MICHELIN ENDURO MEDIUM
SHERCO		SM-R	100/80-17 M/C 52S F TL/TT	MICHELIN PILOT STREET	130/70-17 M/C 62S R TL/TT	MICHELIN PILOT STREET
SHERCO		ST	2.75-21 45M F TT	MICHELIN TRIAL COMPETITION	4.00 R18 64M R TL	MICHELIN TRIAL COMP X11
SHERCO		330 ST FACTORY	2.75-21 45M TT	MICHELIN TRIAL COMPETITION	4.00R18 M/C 64M TL	MICHELIN TRIAL COMPETITION X 11
SWM		SM 125, S512	110/70-17 M/C 54S F TL/TT	MICHELIN PILOT STREET	140/70-17 M/C 66S R TL/TT	MICHELIN PILOT STREET
SWM		RS ENDURO	90/90-21 M/C 54R F TT	MICHELIN ENDURO MEDIUM	140/80-18 M/C 70R R TT	MICHELIN ENDURO MEDIUM
SWM		SM500	120/70ZR17 M/C (58W) F TL	MICHELIN PILOT POWER 2CT	150/60ZR17 M/C (66W) R TL	MICHELIN PILOT POWER 2CT
SWM		SM650	120/70 R17 M/C 58H F TL/TT	PILOT STREET RADIAL	150/60 R17 M/C 66H R TL/TT	PILOT STREET RADIAL
SWM		SM650	120/70ZR17 M/C (58W) F TL	PILOT POWER 2CT	150/60ZR17 M/C (66W) R TL	PILOT POWER 2CT
SWM		RS 125	80/90-21 M/C 48S F TT	MICHELIN ANAKEE WILD	110/80-18 M/C 58S R TT	MICHELIN ANAKEE WILD
TM		SMR 125	120/70 ZR17M/C (58W)	PILOT POWER 2CT	150/60 ZR 17 M/C (66W)	PILOT POWER 2CT
TORROT ELECTRIC		MUVI	90/80-16 M/C 51S REINF	MICHELIN CITY GRIP	90/80-16 M/C 51S REINF	MICHELIN CITY GRIP
TORROT ELECTRIC		TORROT E10	2.50-10 M/C 33J TT	STARCROSS MS3	2.50-10 M/C 33J TT	STARCROSS MS3
TRIUMPH		TRIDENT	120/70ZR17M/C (58W) F TL	MICHELIN ROAD 5	180/55ZR17M/C (73W) R TL	MICHELIN ROAD 5
TRIUMPH		STREET SCRAMBLER	100/90 -19 M/C 57V F TL/TT	MICHELIN ANAKEE ADVENTURE	150/70R17 M/C 69V R TL/TT	MICHELIN ANAKEE ADVENTURE
TRIUMPH		TIGER 850 SPORT	100/90 -19 M/C 57V F TL/TT	MICHELIN ANAKEE ADVENTURE	150/70R17 M/C 69V R TL/TT	MICHELIN ANAKEE ADVENTURE
TRIUMPH		TIGER 900 GT	100/90 -19 M/C 57V F TL/TT	MICHELIN ANAKEE ADVENTURE	150/70R17 M/C 69V R TL/TT	MICHELIN ANAKEE ADVENTURE
TRS MOTORCYCLES S.L.		TRS ONE 250	2.75-21 45L F TT	MICHELIN TRIAL COMPETITION	4.00 R18 64L R TL	MICHELIN TRIAL COMP X11
TRS MOTORCYCLES S.L.		TRS ONE 280	2.75-21 45L F TT	MICHELIN TRIAL COMPETITION	4.00 R18 64L R TL	MICHELIN TRIAL COMP X11
TRS MOTORCYCLES S.L.		TRS ONE 300	2.75-21 45L F TT	MICHELIN TRIAL COMPETITION	4.00 R18 64L R TL	MICHELIN TRIAL COMP X11
TVS		APACHE 310 RR	110/70ZR17 M/C 54 W F TL	MICHELIN ROAD 5	150/60ZR17 M/C 66W R TL	MICHELIN ROAD 5
VENT		DERAPAGE 50 CC	100/80 - 17 52S	PILOT STREET	130/70 - 17 62S	PILOT STREET
YAMAHA		MT 125	100/80-17 M/C 52S F TL/TT	MICHELIN PILOT STREET	130/70-17 M/C 62S R TL/TT	MICHELIN PILOT STREET
YAMAHA		MT07	120/70ZR17M/C (58W) F TL	MICHELIN ROAD 5	180/55ZR17 M/C (73W) R TL	MICHELIN ROAD 5
YAMAHA		XSR 700	120/70 ZR 17 M/C (58W) F TL	MICHELIN ROAD 5	180/55ZR17 M/C (73W) R TL	MICHELIN ROAD 5
YAMAHA		MT-09 & FJR 1300 POLICE	120/70ZR17 M/C (58W) F TL	MICHELIN ROAD 4 GT	180/55ZR17 M/C (73W) R TL	MICHELIN ROAD 4 GT
YAMAHA		X-MAX 125	120/70-15 M/C 56S F TL	MICHELIN CITY GRIP	140/70-14 M/C 68S REINF R TL	MICHELIN CITY GRIP
YAMAHA		X-MAX 400	120/70-15 M/C 56S F TL	MICHELIN CITY GRIP	150/70-13 M/C 64S R TL	MICHELIN CITY GRIP
YAMAHA		X-MAX 125 & 300	120/70-15 M/C 56S TL	MICHELIN CITY GRIP 2	140/70-14 M/C 68S REINF TL	MICHELIN CITY GRIP 2
YAMAHA		YZF-R 125	100/80-17 M/C 52S F TL/TT	MICHELIN PILOT STREET	130/70-17 M/C 62S R TL/TT	MICHELIN PILOT STREET
YAMAHA		MT07 TRACER	120/70 ZR 17 M/C 58(W) TL	MICHELIN PILOT ROAD 4	180/55 ZR 17 M/C 73(W) TL	MICHELIN PILOT ROAD 4
YAMAHA		MT-03	110/70-17 M/C 54H F TL/TT	MICHELIN PILOT STREET	140/70-17 M/C 66H R TL/TT	MICHELIN PILOT STREET
YAMAHA		AEROX R, NITRO	120/70 - 13 53P TL	POWER PURE SC	140/60 - 13 57P R TL	POWER PURE SC
YAMAHA		AEROX 4T	120/70 - 13 53P TL	POWER PURE SC	130/60 - 13 53P R TL	POWER PURE SC

maxibrand creation

Photos copyrights

© Florent Giffard - I-Stock - 3D / Maxibrand - Archives Michelin

Manufacture Française des Pneumatiques Michelin – 23 Place des Carmes Déchaux 63000 Clermont-Ferrand - FRANCE

Correct information as of publishing date: July 2021



2wheelinfo@michelin.com

www.moto.michelin.co.uk